

FORM

FUNCTIONAL
OPTIMUM
RAPID
MODULAR

FITTED MODULAR FURNITURE CATALOGUE 2022 VOL.1



 **BEAUTIFUL
HOMES SERVICE**
with asianpaints

WARDROBES | ENTERTAINMENT UNITS
CROCKERY UNITS | STUDY UNITS
PRAYER UNITS | VANITY UNITS | SHOE RACKS

FORM

FUNCTIONAL
OPTIMUM
RAPID
MODULAR

FITTED MODULAR FURNITURE
CATALOGUE 2022 | VOL.1



FUNCTIONAL
OPTIMUM
RAPID
MODULAR

Beautiful Homes Service by Asian Paints is where creative spirit & know-how are nourished together with a passion for reinvention. Our experienced team of designers and furniture experts constantly strive to reinvent products to offer you a collection that is steeped in ergonomics and modularity.

FORM 2022 Vol.1 offers a completely modern range of preset furniture designs that rewrite the rules of the furniture design application. The cornerstone values of the fitted presets are features like cross functionality, optimum usability, rapid installations and open fluid modules so they can be recreated in various combinations for a variety of personality types. We understand that every home imbibes a distinct size, space, culture and lifestyle, so we are excited to offer you a refined set of furniture pieces that you can use as it is or customize it further for your space.



CONTENT

OUR INSPIRATION Page 01-02

Our process is highly inspired from distinct and unique personality traits of our consumers. Read the ethos behind the creation of our unique design collection of modular units.

SELECT SMART Page 03-04

Our USPs: Explore and understand how our catalogue is one-of-a-kind in its offerings and service making us the number one brand in India for creating niche modular furniture.

KNOW MORE

Endless Possibilities	05-06
Browse & Buy	07-08
Do's & Don't's	195-196
How To Buy	199-200


10

HINGED WARDROBES Page 09-10



06

SLIDING WARDROBES Page 31-32



15

ENTERTAINMENT UNITS Page 45-46



10

CROCKERY UNITS Page 93-94


04

STUDY UNITS Page 125-126




03

PRAYER UNITS Page 139-140



05

SHOE RACKS Page 163-164



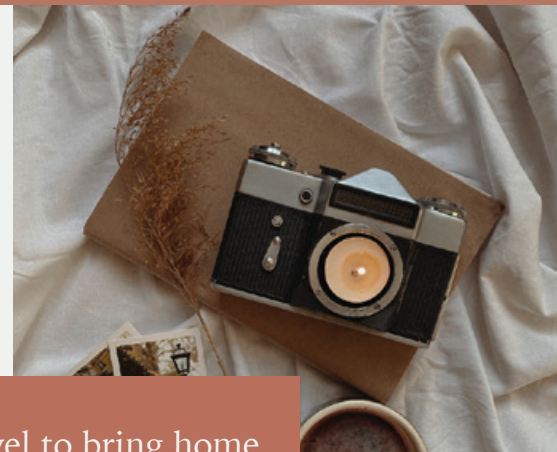
03

VANITY UNITS Page 151-152

400+ FINISHES Page 181-182
Explore Materials and Finishes: Laminates, PU Paint, Acrylic, Glass

80+ ANNEXURE Page 195-196
Product index info of almost 80 plus preset modules

OUR INSPIRATION IS YOU



“I travel to bring home a piece of the place where I made beautiful memories”



“Collect things you love, that are authentic to you and your house becomes your story”



“Modularity powered by personality”



“Appreciate the authentic, the slow, the beautiful, to be a little happier in everyday life”



“Art is not what you see, but what you make others see”

You are unique. Your story is intriguing and your enigma reflects in every choice you make at home and away. All the vivid choices we make are inspired by our exposure to art, music, cinema, and the beautiful moments we experience in this dynamic journey of life.

While the compulsive traveller’s house is filled with memorabilia from across the world, the one who thrives on living a slow and sustainable life likes to keep their home minimalist and maybe the social media influencer would prefer things dramatic yet picture perfect. But often, it is the culmination of more than one sensibility that personifies and differentiates each individual from the other. For example, a bibliophile could also be a curator of first edition classics with a penchant for photography. An avid art enthusiast could also be obsessed with the latest in technology and the handloom lover could be the most active party host in their social circle.

The FORM 2022 Vol.1 catalogue is special in its offering because we believe and understand that you need a highly functional, stylish and sophisticatedly curated preset furniture pieces that can also be customized to match your individual sensibility.

SELECT SMART



FACTORY FINISH

Every piece of furniture is manufactured in our factory with a high degree of precision and clean finish



EASILY CUSTOMISABLE

We can easily customise preset furniture units to align with your desired space, aesthetics, storage and material



HASSLE-FREE RELOCATION

If you plan to move to a different location, our furniture modules can be easily dismantled and reassembled at the new site



TRANSPARENT PRICING

The final cost is sent to you with complete detail and break ups, with no further hidden charges



QUALITY MATERIALS

We use high quality core material, premium standard hardware, as well as offer the industry leading finishes that are world class in nature



CERTIFIED WARRANTY

Our warranty period is long and the parts are easily available to change or replace, in case of any damage



UTMOST FLEXIBILITY

Whenever you wish to redecorate, you can avail more units of the same to expand the existing module



EASY INSTALLATION

The products are dispatched once order is confirmed and our team will come to install at the earliest




SPACE OPTIMIZATION

Get a well organised home by saving 2x of floor space with optimum usability and choice of module.

The concept of "Modularity," traces back its origin to early 1920s and has regained popularity recently. Modularity in simple ways explained is much like Lego bricks; offering endless possibilities to create infinite solutions from one single brick alone. While other brands either offer static readymade furniture or completely isolated pieces that you have to assemble from scratch, Beautiful Home Services is the only brand that offers presets that can be used as it is or recreated in various ways for making new designs.

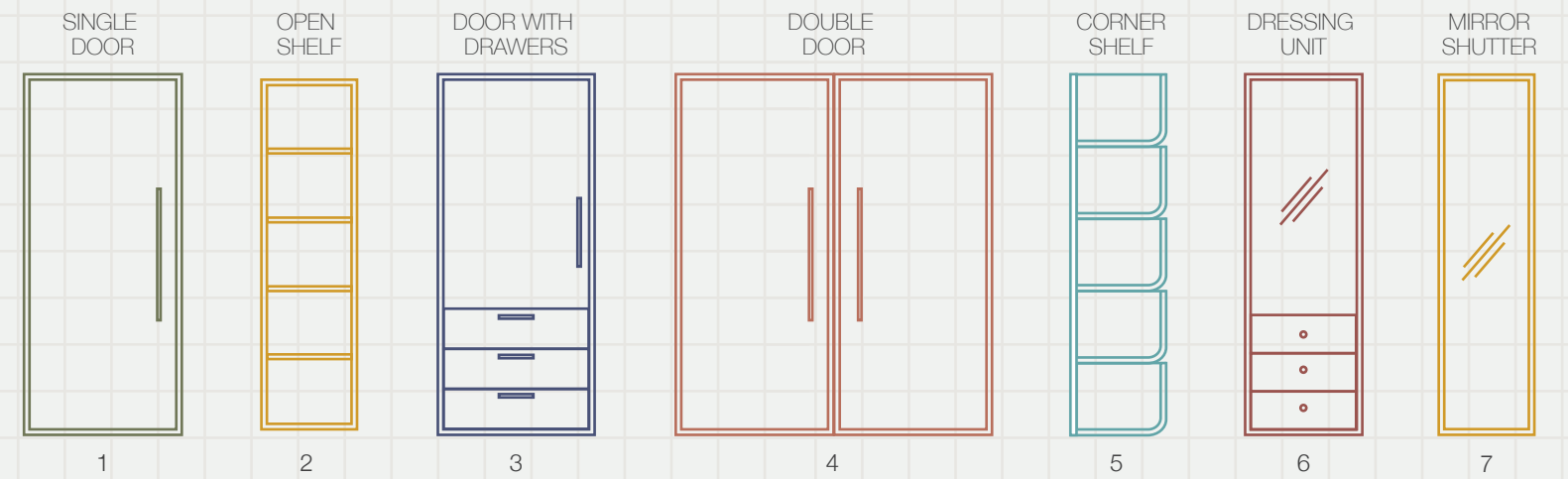
ENDLESS POSSIBILITIES



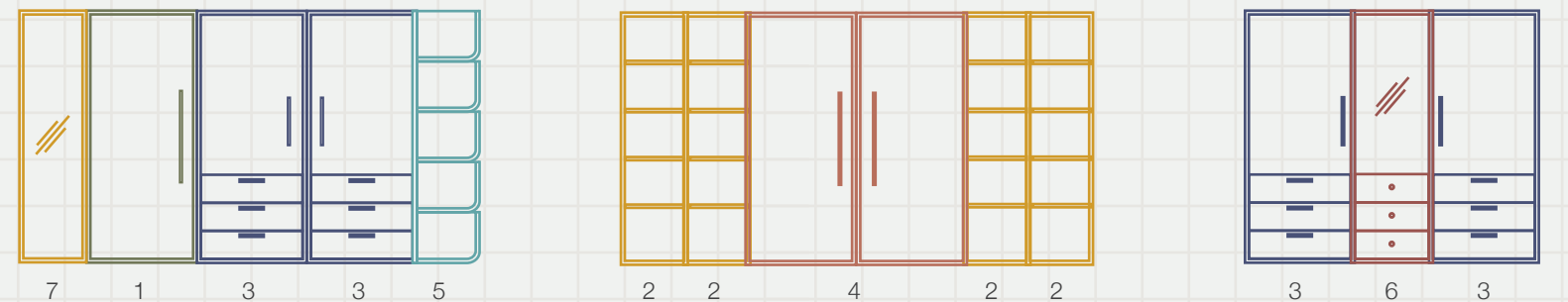
GET BACK TO THE DRAWING BOARD

Each of our category like wardrobes, entertainment units, shoe racks etc. have a set of defined modules that one can utilise to create their own set of furniture pieces. So, pen down your requirements, check the area in which you will place the furniture, make a list of must haves and create your own unique design.

MODULES



POSSIBILITIES





WARDROBE




CROCKERY UNIT



PRAYER UNIT



ENTERTAINMENT UNIT



STUDY UNIT



SHOE RACK



VANITY UNIT

BROWSE AND BUY

To explain in a nutshell, presets are pre-designed furniture pieces with unique combinations that our experts have created to meet your current interior needs and suit your style palette.

The standardised units are a boon for those who are short on time or prefer choosing from an organized set of furniture instead of getting into the complexity of creating one from the drawing board.

Each of the preset in the latest Form Vol.1 catalogue is created with an amalgamation of various types of shelves, drawers, countertops and glass cabinets to appease your unique sensibilities and also optimize efficiency. But because these presets are modular in nature, you can choose any design that suits your style and then recreate it with customisation to fit your exact space.

Presets are easy to install and can be re-arranged later for a different look when you get tired of one. Surfing through our catalogue will also help you visualise them better for your home and choose smart.

“GOOD CLOTHES NEED
FABULOUS WARDROBES”

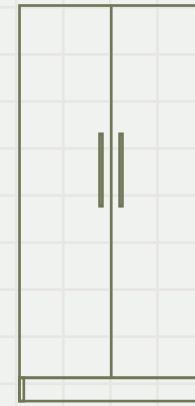


THE WARDROBE COLLECTION

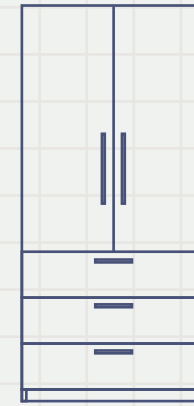
Wardrobe is the most riveting piece of furniture in a bedroom that instantly brings the room alive. Opening up your closet should be like arriving at a really good party where everyone you see is someone you like. A well-organized wardrobe that can display your carefully curated clothes perfectly, makes everyday dressing up fun, easy and not a tiresome task. Modular wardrobe units offer you a chance to create your own specification by choosing the number of vertical units, drawers, shelf extensions and more as per your need. Our wardrobe collection offers the best amalgamation of practical storage needs dressed with premium finishes to appease your taste. The hinged door wardrobes gives you complete access to the entire wardrobe at one go, making it convenient for surfing your entire closet; while the sliding door wardrobes are practical, space saving and aesthetically pleasing. Browse through to see what matches your current style.



HINGED WARDROBE MODULES



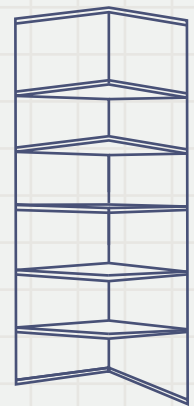
A - DOUBLE DOOR
W : 800,900,1000
D : 580
H : 1950 - 2400
(H also at 10 mm interval)




B - DOUBLE DOOR WITH DRAWERS
W : 800,900,1000
D : 580
H : 1950 -2100 - 2400



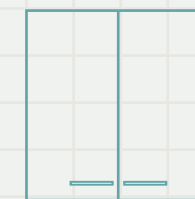
C - CORNER WARDROBE
W : 1010
D : 580
H : 1950 - 2100 -2400




H - CORNER SHELF
W : 200 - 300
D : 300 - 600
H : 1800 - 2400
(W,D,H also at 10 mm interval)



I - SINGLE DOOR LOFT
W : 400-500
D : 410-675
H : 300-720
(W,D,H also at 1 mm interval)



D - DOUBLE DOOR LOFT
W : 610-790, 800-1000
D : 410-675
H : 300-720
(W,D,H also at 1 mm interval)



E - SINGLE DOOR
W : 400,450,500
D : 580
H : 1950 - 2400
(H also at 10 mm interval)



F- DRESSER UNIT
W : 450,500
MU: 200, DU : 580
H : 1950 -2100 - 2400



G- OPEN SHELF
W : 200 - 400
D : 300 - 600
H : 1800 - 2400
(W,D,H also at 10 mm interval)

SHUTTER DESIGN SYSTEM

1. Solid/Plain Shutters in Laminate/PU/Acrylic Finish
2. Designer Doors (DD1 to DD5) – Only possible in laminate finishes
3. Glass Shutters (45 mm Aluminum Profile with Mirror or Tinted Glass)

urbo



All measurement in mm - 3000 W x 2400 H



BE THE TRENDSETTER

Disconnect with the outside world as you enter your personal haven that speaks to your personality. An urban city-dweller's pad is in sync with his youthful self. The sassy metal framed wardrobe covered in premium lacquered glass shutters with a glossy finish is apt for this home. Add a mirror between the charcoal coloured wardrobe doors for a quick look at the outfit-of-the-day and you are ready to put your best foot forward.

DETAILS	MATERIAL	DIMENSIONS
1. DOUBLE DOOR SHUTTER	Alu Profile With Black Lacquered Glass & Single Mirror Door	1000 W x 600 D x 2400 H
2. SKIRTING	Pu Black Hgl	3000 W x 600 D x 75 H

level



1
SINGLE DOOR
500 W x 600 D x 2400 H
Pu Cool Water MattPro

2
OPEN UNIT WITH
SIX SHELVES
500 W x 600 D x 2400 H
Canterbury Oak Sf/Std

3
SINGLE DOOR
500 W x 600 D x 2400 H
Canterbury Oak Sf/Std

4
SKIRTING
2500 W x 600 D x 75 H
Pu Cool Water MattPro

5
DOUBLE DOOR
1000 W x 600 D x 2400 H
Pu Cool Water MattPro



An active person who is constantly on the move would like their home to have easy access to their belongings. Their room requires a smart coloured wardrobe with a hint of natural finish in the centre to add a dash of rustic charm to its built. The functional column of open shelves helps in arranging things like towels and carry bags that are meant for immediate use. Make your life easy by getting a wardrobe that cuts down on your work.

DETAILS	MATERIAL	DIMENSIONS
1. SINGLE DOOR	Pu Cream Cacao	500 W x 600 D x 2400 H
2. OPEN UNIT	Cream Marquina	500 W x 600 D x 2400 H
3. SINGLE DOOR	Cream Marquina	500 W x 600 D x 2400 H
4. SKIRTING	Pu Cream Cacao	2500 W x 600 D x 75 H
5. DOUBLE DOOR	Pu Cream Cacao	1000 W x 600 D x 2400 H

All measurement in mm - 2500 W x 2400 H

stretch



- 1 CORNER UNIT WITH SIX SHELVES
300 W x 600 D x 2400 H
Valencia Ash
- 2 DOUBLE DOOR
1000 W x 600 D x 2400 H
Pu Offwhite MattPro
- 3 SKIRTING
3600 W x 565 D x 75 H
Valencia Ash
- 4 OPEN UNIT WITH SIX SHELVES
300 W x 600 D x 2400 H
Valencia Ash



A fashionista's room is packed with globally trending outfits that need to be safely preserved in the long run. Custom made wardrobes are created with a melange of rich textured surface, classic design and open shelves in earthy wooden finish. You can display the season's latest handbags collection on the open and beautifully curved corner shelves that are pleasing to the eye with neatly buffered edges designed for safety.

DETAILS	MATERIAL	DIMENSIONS
1. CORNER UNIT	Pu Retro Avacado MattPro	300 W x 600 D x 2400 H
2. DOUBLE DOOR	Pu Grey Green MattPro	1000 W x 600 D x 2400 H
3. SKIRTING	Pu Grey Green MattPro	3600 W x 565 D x 75 H
4. OPEN UNIT	Pu Retro Avacado MattPro	300 W x 600 D x 2400 H

All measurement in mm - 3600 W x 2400 H



tube

All measurement in mm - 4500 W x 2700 H



STYLE IS PERSONAL

A bedroom is a haven where one's senses are rejuvenated the most. Create an ambience in the room with furniture that accentuates the decor and also provide ample storage option. Bring home wardrobe units laminated with neat surface that can hang your suedes, leathers, knits and cottons beautifully. The matching loft above are separate modular units that you can choose for tucking away the seasonal clothes.

DETAILS	MATERIAL	DIMENSIONS
1. DOUBLE DOOR	Irish Cream	900 W x 600 D x 2100 H
2. DESIGNER BAND	Auburn Oak	900 W x 450 H
3. LOFT	Irish Cream	900 W x 410 D x 600 H
4. SKIRTING	Auburn Oak	4464 W x 600 D x 75 H

twist

1
DOUBLE DOOR LOFT
1000 W x 410 D x 600 H
Pu Burnt Yellow MattPro

2
DOUBLE DOOR
1000 W x 600 D x 1200 H
Pu Burnt Yellow MattPro

EXTERNAL DRAWER UNIT
1000 W x 600 D x 830 H
Pu Titanium Grey

3
DOUBLE DOOR
1000 W x 600 D x 2100 H
Pu Burnt Yellow MattPro

4
SKIRTING
3000 W x 600 D x 75 H
Pu Burnt Yellow MattPro



It's fun to play dress up when your clothes, shoes and accessories are available in the same room for easy mix and match. Drawers are the best part of a wardrobe as they are easy to arrange, organize and keep stuff neatly. Build your own customized double door wardrobe with multiple external drawers to store your jewellery and shoes in the same space without having the need to open the wardrobe everytime.

DETAILS	MATERIAL	DIMENSIONS
1. LOFT	Pu Quick Silver Hgl	1000 W x 410 D x 600 H
2. DOUBLE DOOR	Pu Quick Silver Hgl	1000 W x 600 D x 1200 H
2. DRAWER	Horizontal Oak Scan	1000 W x 600 D x 830 H
3. DOUBLE DOOR	Pu Quick Silver Hgl	1000 W x 600 D x 2100 H
4. SKIRTING	Horizontal Oak Scan	3000 W x 600 D x 75 H

All measurement in mm - 3000 W x 2700 H



dom

All measurement in mm - 3150 W x 2400 H



KEEP IT MOVING

A home study is need of the hour of every household today. If you have a study corner in your bedroom itself then performing office work and domestic chores simultaneously becomes seamless. Wardrobe modules in subtle grey colour gives a relaxing vibe to the bedroom and calms your mind. Make your everyday productive by creating an office bedroom that is clutter free and beautiful.

DETAILS	MATERIAL	DIMENSIONS
1. DOUBLE DOOR	Dandy Wood	900 W x 600 D x 2400 H
2. SINGLE DOOR	Alu Profile Mirror Finish	450 W x 600 D x 2400 H
3. SKIRTING	Dandy Wood	2250 W x 600 D x 75 H
4. STUDY TOP UNIT	Pu Lava Grey	Refer Zest on Page - 135
4. STUDY BASE UNIT	Arizona Walnut	Refer Zest on Page - 135

All measurement in mm - 1350 W x 2400 H



4
DRESSER PANEL
450 W x 18 D x 150 H
Refresh oak

DRESSER PANEL
450 W x 18 D x 177 H
Refresh oak

moda

A LITTLE EXTRA

"I have enough shoes and clothes," said no girl ever. It never hurts to have that extra bit of storage for your ever growing fashion collection. If you are looking for a compact dresser to fit in with your wardrobe, then moda in natural wood finish teamed with this gorgeous blush pink hue wardrobe is a perfect choice. This look instantly amps up the rooms decor game.

DETAILS	MATERIAL	DIMENSIONS
1. DRESSER MIRROR	Mirror	450 W x 200 D x 1647 H
2. DRESSER DRAWER	Refresh Oak	450 W x 600 D x 480 H
3. SKIRTING	Refresh Oak	450 W x 600 D x 75 H

All measurement in mm - 7200 W x 2700 H



angle

DESIGNER'S DELIGHT

The metros are bustling with fancy new apartments but they are shrinking in size. To use the room to its optimum, you can create a two-way wardrobe for maximizing the corner space. By bringing in the desired symmetry you can create an extra space without overwhelming your master bedroom. Add the lofts aavzfor creating adequate storage and make the room appear larger with a floor to wall clean finish.

DETAILS	MATERIAL	DIMENSIONS
1. DOUBLE DOOR	Pearl White Hgl	1000 W x 600 D x 2100 H
2. LOFT	Pearl White Hgl	1000 W x 410 D x 600 H
3. CORNER LOFT	Pearl White Hgl	1010 W x 600 D x 600 H
4. CORNER MODULE	Pearl White Hgl	1010 W x 600 D x 2100 H

Designer Door - 1 (CENTER BAND)
For a full height of 2400mm
Panel 1 - 1200, Panel 2 - 450, Panel 3 - 750



Designer Door - 2 (EQUAL PANELS)
For a full height of 2400mm
Panel 1 - 800, Panel 2 - 800, Panel 3 - 800



Designer Door - 3 (LARGE CENTER)
For a full height of 2400mm
Panel 1 - 300, Panel 2 - 1800, Panel 3 - 300



Designer Door - 4 (TWO PANELS)
For a full height of 2400mm
Panel 1 - 1440, Panel 2 - 960



Designer Door - 5 (MULTI PANELS)
For a full height of 2400mm
Panel 1 - 300, Panel 2 - 150, Panel 3 - 1500
Panel 4 - 150, Panel 5 - 300

LAMINATED
DESIGNER
SHUTTERS

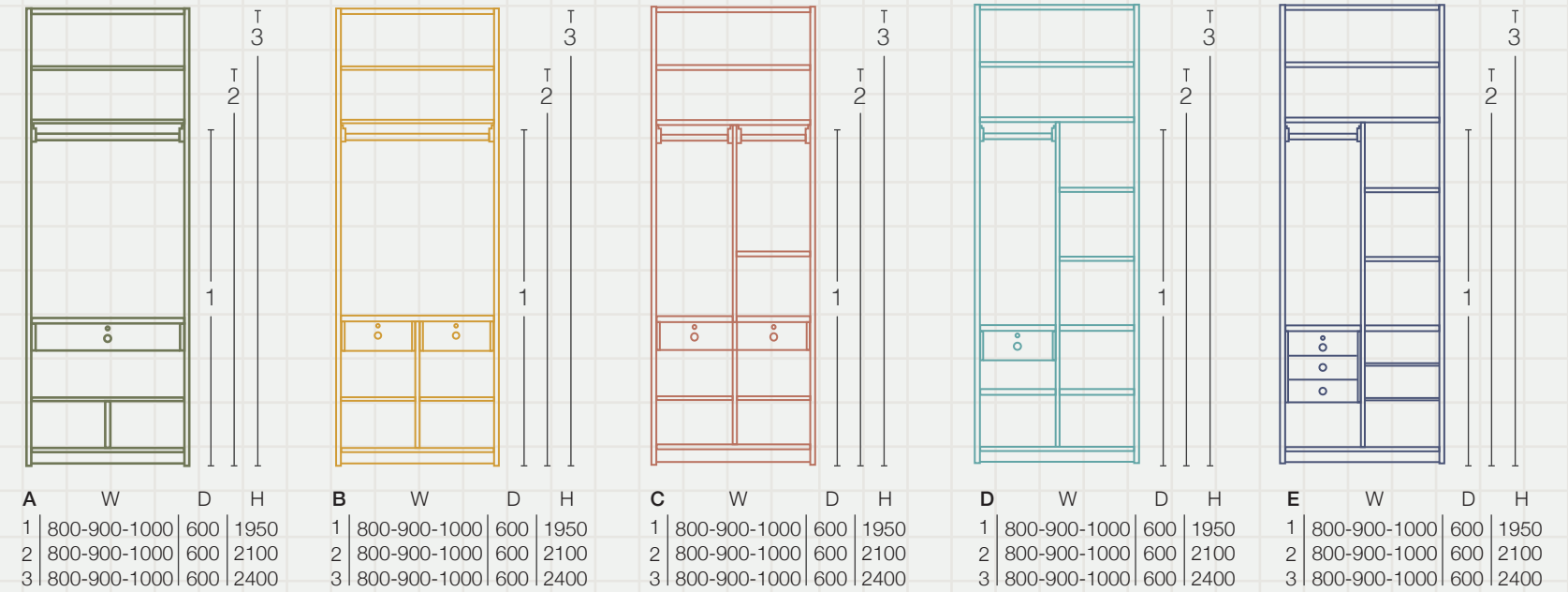
Wardrobes have the power to give a complete makeover to the room. Our aim is to unfurl creativity with a beautifully designed wardrobe that is unique to your space with our laminated designer door ideas. We offer more than 200 surface laminates in matte and gloss, in solids and wood grains, printed papers and metallic surfaces to play with for creating a distinct pattern to suit your personal taste. Explore infinite possibilities in fabricating designer doors in defined ratios by using two colours and more in the same shutter doors to create interesting bands.



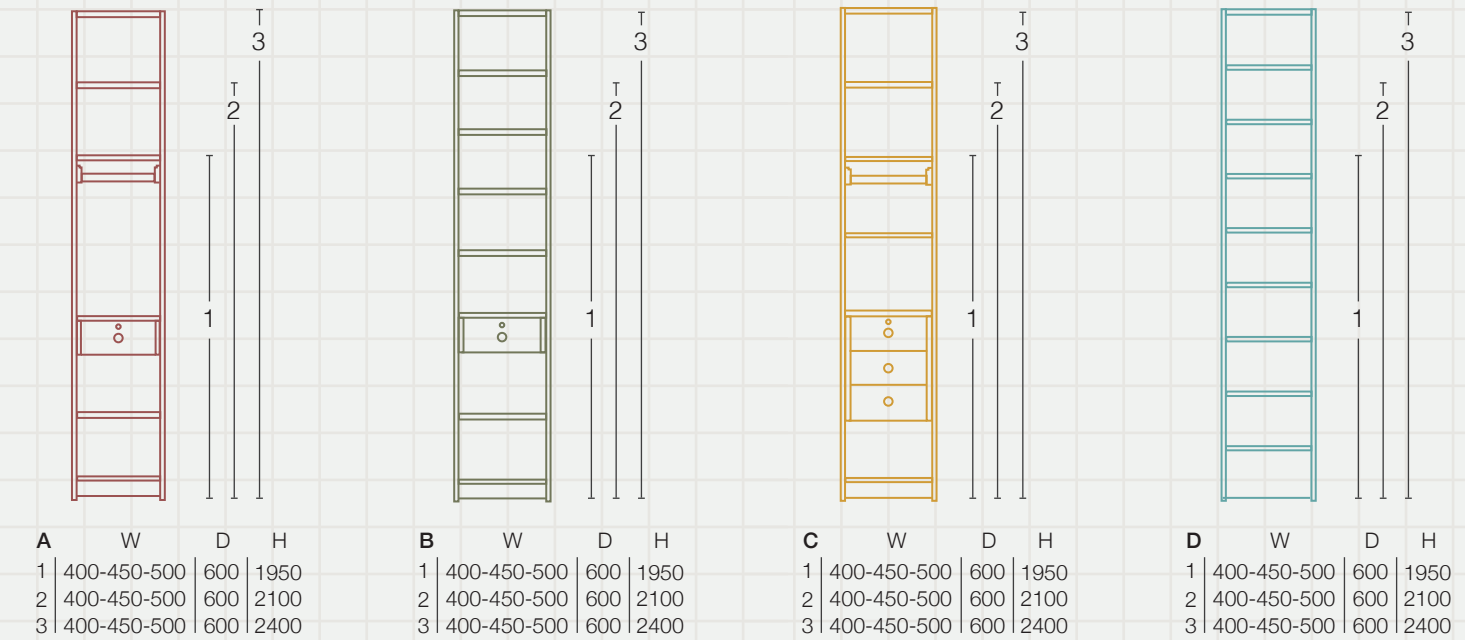
HINGED WARDROBE INTERNAL CONFIGURATIONS

DOUBLE DOOR

The illustrations shown below are in standard height of 1950-2100-2400mm respectively. Apart from this, the wardrobes are also available at 10mm interval heights for which these internal configurations will have to be slightly adjusted as per module possibilities

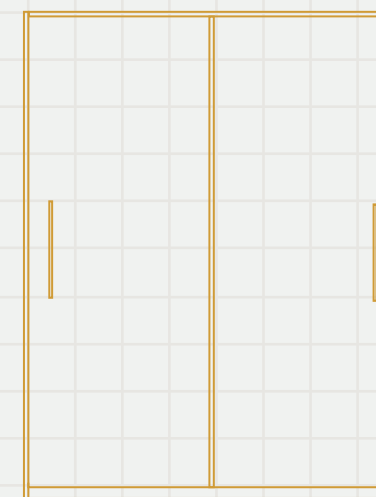


SINGLE DOOR



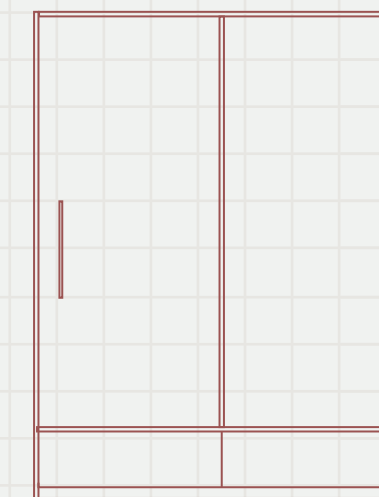


SLIDING WARDROBES MODULES



A - SLIDING WARDROBE

W : 1800,2000,2200
D : 600
H : 1950 - 2100 - 2400
(H also at 10 mm interval)



B - EXTERNAL DRAWERS SLIDING WARDROBES

W : 1800,2000,2200
D : 600
H : 1950 - 2100 - 2400
(H also at 10 mm interval)

SHUTTER DESIGN SYSTEM

1. Solid/Plain Shutters can be in Laminate/PU/Acrylic Finish
2. Designer Doors (DD1 to DD5) – In Laminate Finishes
3. RAUMPLUS Glass Shutters (45 mm Aluminum Profile with Mirror or Tinted Glass)
4. RAUMPLUS Glass Shutters with Designer Door Patterns
 - a. In this case, divisions on the shutter will be separated by a T-Profile
 - b. In this case, different divisions on the shutter can have different finishes (Acrylic, High gloss Lam, Matt Lam, PU Gloss, PU Matt, PU Silver Gloss, PU Silver Matt, PU Pearl White, Wallpaper, Mirror, Tinted Glass)

reflekt



PRESS PAUSE

Nature has a way of turning away a dull day with its freshness and fragrance. Bring the sunny outdoors inside by installing a clear glass sliding wardrobe highlighted by a dark metal frame that accentuates the reflecting natural beauty around you. These sliding double doors make the room appear larger, save space and are quite easy to clean. To make it look more appealing you can also add a Raumplus band in the centre and play with textures and finishes to create a stunning look.

DETAILS	MATERIAL	DIMENSIONS
1. DOUBLE DOOR	Alu Profile with Mirror & Tinted Mirror Bands	2000 W x 600 D x 2400 H
2. SKIRTING	Pu Black MattPro	1964 W x 600 D x 75 H

All measurement in mm - 4000 W x 2400 H



prism



Well crafted spaces are enamoured by exceptional designs. An opulent and ventilated room deserves a designer wardrobe that stands out brilliantly. Build a quality custom storage closet with a combination of vibrant hues that shines through the lacquered glass. The sleek internal wooden finish creates a harmonious design with contrast that makes it fancy yet functional.

DETAILS	MATERIAL	DIMENSIONS
1. DOUBLE DOOR	Alu Profile Shutters with Lacquered Glass 1 Ivory 2 Aquamarine 3 Calm Sky	2000 W x 600 D x 2400 H
2. SKIRTING	Pu Offwhite Hgl	1964 W x 600 D x 75 H

All measurement in mm - 4000 W x 2400 H



blanc

All measurement in mm - 4000 W x 2400 H



WHITE SPELLS ELEGANCE

Achievers can't stand slowing down when they want to be on the top of their game. Their bedrooms are clean, monochromatic and imbibe furniture that give them easy access. A combination of acrylic and mirror sliding doors adds to the aesthetics of this room. The ergonomic pull out drawers below can store the premium collection of shoes and other items.

DETAILS	MATERIAL	DIMENSIONS
1. DOUBLE DOOR	Alu Profile Shutters 1 Acrylic Bianco - Bnc 2 Mirror	2000 W x 600 D x 2050 H
5. DRAWER	Acrylic Bianco - Bnc	2000 W x 600 D x 275 H
6. SKIRTING	Pu White Hgl	1964 W x 600 D x 75 H



apex

1

DOUBLE DOOR
2200 W x 600 D x 2100 H
Panel 1 - Irish Cream
Panel 2 - Slate

2

SKIRTING
2164 W x 600 D x 75 H
Slate

3

LOFT
2200 W x 600 D x 600 H
Slate



Luxury is a reward one deserves regularly for doing their best everyday. A house with grand floor to ceiling French windows is primed with leatherette loungers and colossal wardrobe for the palatial effect. This elegant closet is a combination of modular sliding doors and loft with dual tone matt finish laminate that givest your room a classy high-end look.

DETAILS	MATERIAL	DIMENSIONS
1. DOUBLE DOOR	Panel 1 - Irish Cream Panel 2 - Shore	2200 W x 600 D x 2100 H
2. SKIRTING	Shore	2164 W x 600 D x 75 H
3. LOFT	Shore	2200 W x 600 D x 600 H

All measurement in mm - 4000 W x 2700 H



Designer Door - 1 (CENTER BAND)
For a full height of 2400mm
Panel 1 - 1200, Panel 2 - 450, Panel 3 - 750



Designer Door - 2 (EQUAL PANELS)
For a full height of 2400mm
Panel 1 - 800, Panel 2 - 800, Panel 3 - 800



Designer Door - 3 (LARGE CENTER)
For a full height of 2400mm
Panel 1 - 300, Panel 2 - 1800, Panel 3 - 300



Designer Door - 4 (TWO PANELS)
For a full height of 2400mm
Panel 1 - 1440, Panel 2 - 960



Designer Door - 5 (MULTI PANELS)
For a full height of 2400mm
Panel 1 - 300, Panel 2 - 150, Panel 3 - 1500
Panel 4 - 150, Panel 5 - 300


LAMINATED DESIGNER SHUTTERS

Wardrobes have the power to give a complete makeover to the room. Our aim is to unfurl creativity with a beautifully designed wardrobe that is unique to your space with our laminated designer door ideas. We offer more than 200 surface laminates in matte and gloss, in solids and wood grains, printed papers and metallic surfaces to play with for creating a distinct pattern to suit your personal taste. Explore infinite possibilities in fabricating designer doors in defined ratios by using two colours and more in the same shutter doors to create interesting bands.

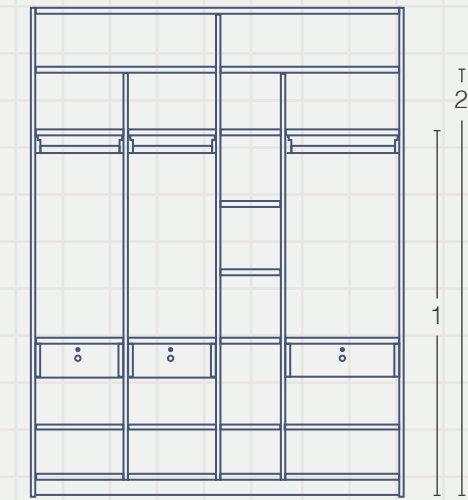


SLIDING WARDROBE INTERNAL CONFIGURATIONS

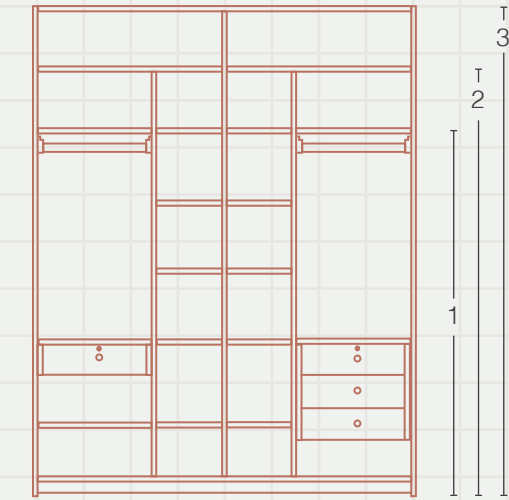
DOUBLE DOOR SLIDING WARDROBES



	W	D	H
1	1800 - 2000 - 2200	600	1950
2	1800 - 2000 - 2200	600	2100
3	1800 - 2000 - 2200	600	2400




	W	D	H
1	1800 - 2000 - 2200	600	1950
2	1800 - 2000 - 2200	600	2100
3	1800 - 2000 - 2200	600	2400

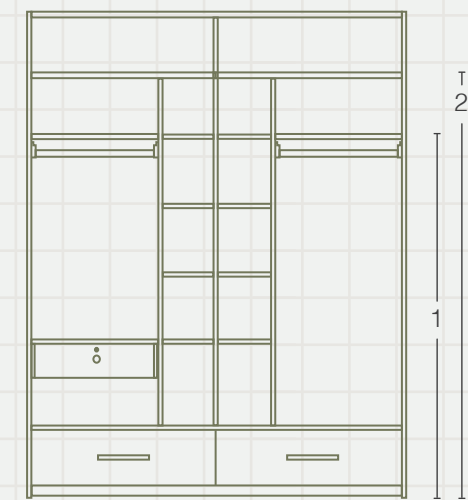


	W	D	H
1	1800 - 2000 - 2200	600	1950
2	1800 - 2000 - 2200	600	2100
3	1800 - 2000 - 2200	600	2400

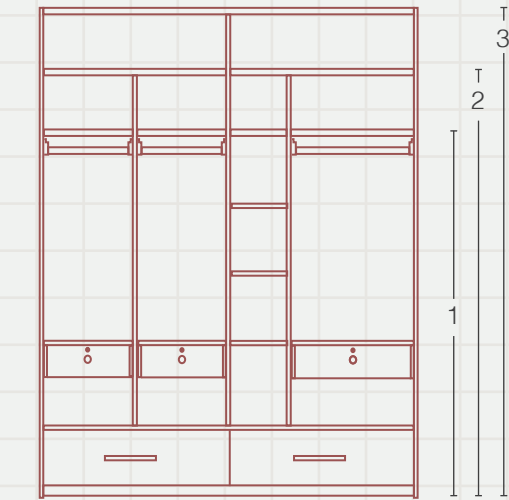
WITH EXTERNAL DRAWERS



	W	D	H
1	1800 - 2000 - 2200	600	1950
2	1800 - 2000 - 2200	600	2100
3	1800 - 2000 - 2200	600	2400




	W	D	H
1	1800 - 2000 - 2200	600	1950
2	1800 - 2000 - 2200	600	2100
3	1800 - 2000 - 2200	600	2400



	W	D	H
1	1800 - 2000 - 2200	600	1950
2	1800 - 2000 - 2200	600	2100
3	1800 - 2000 - 2200	600	2400

“LET THE GOOD
TIMES ROLL”



THE ENTERTAINMENT UNIT COLLECTION

Home is not a place, it's a feeling.

Living room is the hero of every home that bursts with maximum energy and life. It's one room that belongs to everyone and holds little nuggets of their everyday hustle. A table for parties, a sofa for conversations and an entertainment unit for binge watching the TV are bare essentials for any living room. This room deserves some special treatment as it also makes your friends and relatives feel welcome with its warmth.

Be it friday movie nights with friends or Netflixing with your partner, you will find entertainment units in this exclusive catalogue that will appeal to people from all walks of life. Let us browse through some modernist preset designs that you can adapt to match your home's aesthetics.

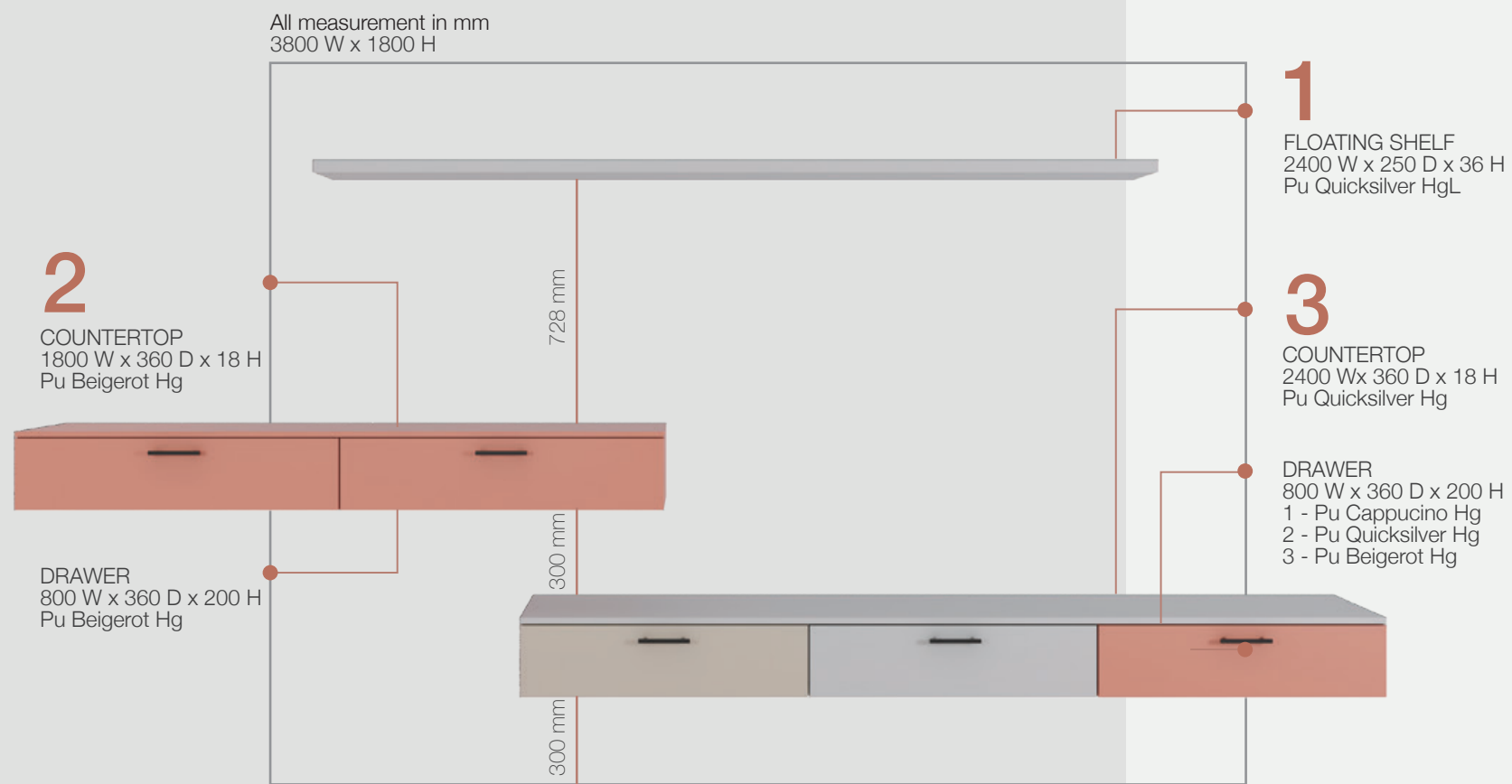
stax



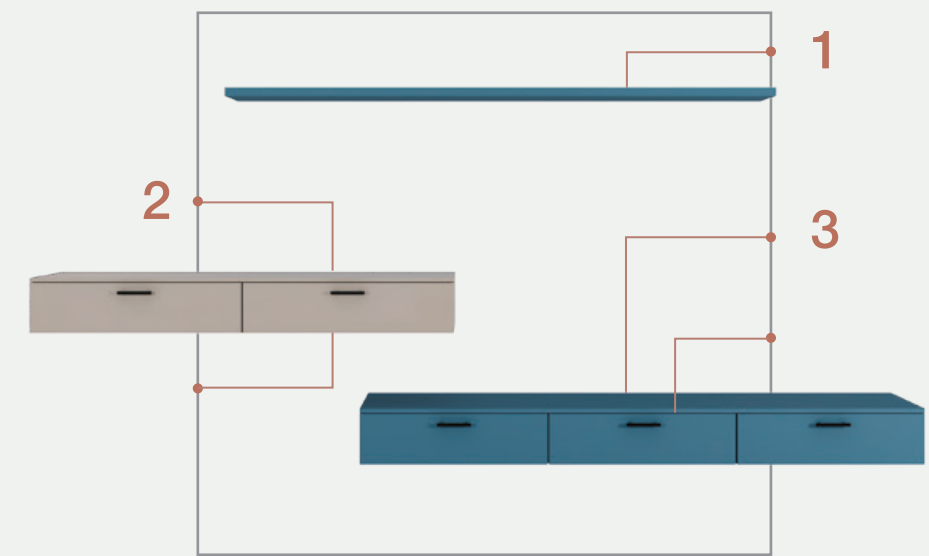
“FRIENDS
ARE THE FAMILY
YOU CHOOSE”

FamJammers are the most frolicsome spirits who enjoy assembling their close ones at their abode regularly with a forefront in hospitality. They enjoy creating an inviting ambience for everyone at home to experience Carpe Diem. Big or small, their living room is best enhanced with furniture encompassing multiple layers of wall shelves that display their family pictures, board games and more. We bet, you will find a special nook for all the celebratory things in this home while giving enough space for the guests to break into a dance or simply stretch their legs.

01 stax



02 stax



DETAIL	FINISH	SIZE
1. FLOATING SHELF	PU Steel Mesh Hg	2400 W x 250 D x 36 H
2. COUNTERTOP	PU Jersey Gray Hg	1800 W x 360 D x 18 H
2. DRAWER	PU Jersey Gray Hg	800 W x 360 D x 200 H
3. COUNTERTOP	PU Steel Mesh Hg	2400 W x 360 D x 18 H
3. DRAWER	PU Steel Mesh Hg	800 W x 360 D x 200 H

~ life is art, live it in color



optim

01 optim



02 optim



DETAIL	FINISH	SIZE
1. HORIZONTAL WALL PANEL	Acrylic Neon NRO	2100 W x 54 D x 174 H
1. HORIZONTAL MIDDLE PANEL	Brazil Hor Walnut Sf/Std	1800 W x 54 D x 400 H
2. OPEN WALL UNIT	Terracotta Sud/Excl	600 W x 250 D x 450 H
3. OPEN UNIT	Terracotta Sud/Excl	600 W x 460 D x 200 H
4. COUNTERTOP	Brazil Hor Walnut Sf/Std	2400 W x 460 D x 18 H
4. DRAWERS	Acrylic Neon NRO	900 W x 460 D x 200 H
5. SKIRTING	Brazil Hor Walnut Sf/Std	2400 W x 435 D x 80 H

TOGETHERNESS
IS THE BEST
THERAPY

In the daily hustle of life, it's the little moments spent with family that makes everyday struggle worth it. Joy grows multifold when the spacious living room is lively with everyone's chatter, jokes and snacks.

This home needs an entertainment unit that has a wide surface room to keep some gizmos and a back panel that makes the big screen stand out. Make your weekends special with an entertainment zone that is fun for everyone.


cast



KEEP CALM & EAT POPCORN

Whether it is a period drama, thriller or a romcom, get the feel of watching your top rated shows on a large screen like at the theatres. Walls lavishly spruced up with posters of their favourite shows and a collection of coffee table books on the subject makes this movie buff's space stand out. This home needs an entertainment unit that is fun, open and vibrant just like the person living in it. Bring home your friends to discuss the plot or binge watch your favourite show with elan.

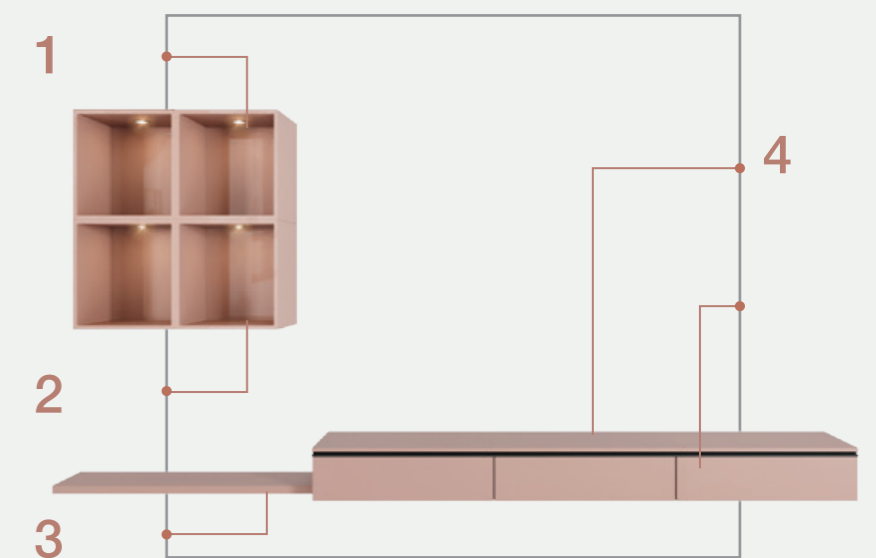
01 cast



~ movies are best enjoyed with friends



02 cast



DETAIL	FINISH	SIZE
1. OPEN UNIT	Pu Cream Cacao Hg	450 W x 360 D x 450 H
2. FLOATING SHELF	Pu Cream Cacao Hg	1200 W x 250 D x 36 H
3. COUNTERTOP	Pu Cream Cacao Hg	2400 W x 360 D x 18 H
3. DRAWER	Pu Cream Cacao Hg	800 W x 360 D x 200 H

linear

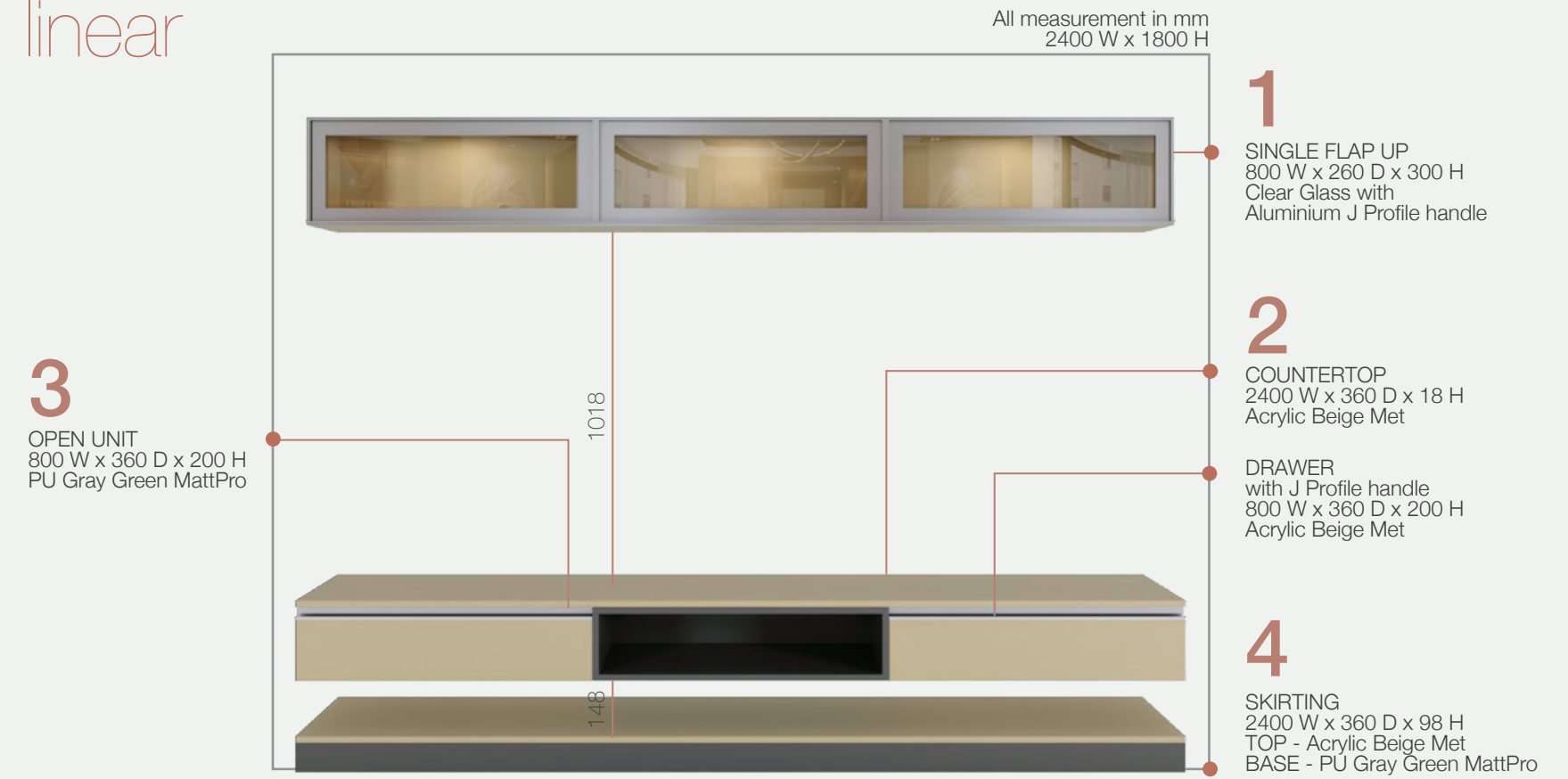


WHEN IN DOUBT, CHILL OUT

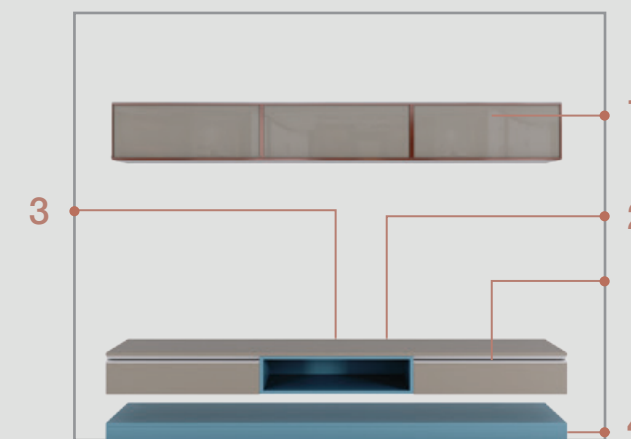
The perfect weekends dreams are made of a glass of rosé, dim lights, soft blankets and a remote that scrolls through your favourite shows in the watch list. But when you recreate your entertainment space with a touch of customization to define your individual personality, gazing at it for long hours evokes a sense of tranquility. Add to it a delicate touch of distinction with beautiful see-through glass shelves with mellow lights inside and arrange your books in the open shelf below for an easy scan.

Because sometimes, all that you need to reinvent is to focus on yourself.

01 linear



02 linear



DETAIL	FINISH	SIZE
1. SINGLE FLAP	Acrylic Grigo Met 86	800 W x 260 D x 300 H
2. COUNTERTOP	Acrylic Grigo Met 86	2400 W x 360 D x 18 H
2. DRAWER	Acrylic Grigo Met 86	800 W x 360 D x 200 H
3. OPEN UNIT	PU Steel Mesh MattPro	800 W x 360 D x 200 H
4. SKIRTING TOP	Acrylic Grigo Met 86	2400 W x 360 D x 18 H
4. SKIRTING BASE	PU Steel Mesh MattPro	2400 W x 360 D x 80 H

float



LIFE IS NOT
PERFECT
BUT MY
GADGET IS!

It's human nature to keep wanting to reinvent ourselves. Whether it's a robot vacuum cleaner, digital clock or the latest ipad, we buy coveted gadgets regularly to streamline our day-to-day life. Such a fancy tech-savvy person requires a dedicated space to preserve their digital gear in the living room. An entertainment unit with multiple layers of open shelves fits perfectly well in such a chic and contemporary room. So shop for that latest gizmo because your living room now has all the space it needs to stack them wonderfully.

01 float



02 float



DETAIL	FINISH	SIZE
1.OPEN UNIT	American Hor Walnut Sf/Std	300 W x 250 D x 600 H
2. FLOATING SHELF	American Hor Walnut Sf/Std	300 W x 250 D x 36 H
2. VERTICAL WALL PANEL	Pu Jersey Gray MattPro	300 W x 54 D x 546 H
3. COUNTERTOP	Frosty White Sf/Std	1600 W x 360 D x 18 H
3. SINGLE DRAWER	Frosty White Sf/Std	800 W x 360 D x 200 H
4. BOX FRAME	Pu Jersey Gray MattPro	1800 W x 54 D x 1218 H

~ stop wishing, start doing



track

ESCAPE REALITY & PLAY GAMES

A bright and cheerful home is filled with laughter and fun. Everyone wants to bring in their A-game at a place where the entertainment bar is always high. This living room is apt for a fun-loving person who thrives on setting up the night for their friends and family with play stations, board games, karaoke and more. An entertainment unit with wide open shelves showcases the quirky and cool personality of the host.

01 track

All measurement in mm
2400 W x 1894 H


4

FLOATING SHELVES
600 W x 250 D x 36 H
Pu Quicksilver MattPro

5

SKIRTING COUNTERTOP
1500 W x 435 D x 18 H

BASE
2400 W x 435 D x 100 H
Pu Quicksilver MattPro



1

SINGLE FLAP UP WITH PULL GRIP HANDLE
900 W x 250 D x 300 H
Pu Quicksilver MattPro

2

BOX FRAME PANEL 1&3
1800 W x 54 D x 444 H
Pu Tortora Wine MattPro

PANEL 2

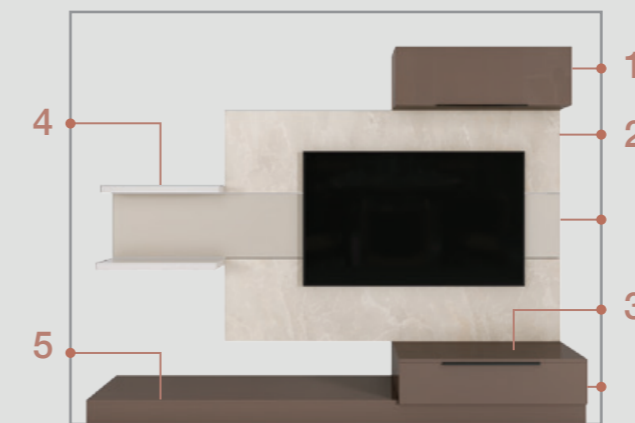
2400 W x 54 D x 350 H
Tramic Twill 44774
Grn Rh Merino

3

COUNTERTOP
900 W x 460 D x 18 H
Pu Quicksilver MattPro

SINGLE DRAWER WITH PULL GRIP HANDLE
900 W x 460 D x 200 H
Pu Quicksilver MattPro

02 track




DETAIL

FINISH

SIZE

1. SINGLE FLAP UP	Brown Hgl	900 W x 250 D x 300 H
2. BOX FRAME PANEL 1 & 3	Cream Marquina Str/Excl	1800 W x 54 D x 444 H
2. BOX FRAME PANEL 2	Peanut Sf/Std	2400 W x 54 D x 350 H
3. COUNTERTOP	Brown Hgl	900 W x 460 D x 18 H
3. SINGLE DRAWER	Brown Hgl	900 W x 460 D x 200 H
4. FLOATING SHELF	Brown Hgl	600 W x 250 D x 36 H
5. SKIRTING COUNTER	Brown Hgl	1500 W x 435 D x 18 H
5. SKIRTING BASE	Brown Hgl	435 W x 2400 L x 100 H

anchor




LESS IS MORE


Steve Jobs ruthlessly pursued simplicity and changed the world. Be it at home, work or people in their life, a minimalist person cultivates a habit to consciously acquire pieces only that resonate with their core personality. Minimal but classy, open yet uncluttered, and clean lines with a neat monochromatic palette is the best way to describe the taste of people who thrive on slow and meaningful life. Also for those who are constantly on the move, this entertainment unit is functional and sophisticated while making the room appear larger due its compact design.

01 anchor

All measurement in mm
1800 W x 1800 H



02 anchor



DETAIL	FINISH	SIZE
1. BOX FRAME	Tramic Twill 44774	1800 W x 54 D x 1400 H
2. SKIRTING TOP	PU Lava Gray MattPro	1800 W x 460 D x 18 H
2. SKIRTING BASE	PU Lava Gray MattPro	1800 W x 460 D x 80 H

~ simplicity is the ultimate sophistication

box




MAKE ROOM FOR WHAT MATTERS THE MOST

Minimalists are people who like to maintain a classy and sophisticated style. Their homes echo with peaceful vibes that's why they prefer to accumulate only the things that truly matter. This compact piece of furniture is apt for them as it neatly tucks away the wires while providing enough surface to display their valuable books and art. The contrasting colors of the back panel breaks the monotony, making it stand apart in the decor. Let's create a welcoming space for your family where the clutter is less and the chatter is more.

01 box



02 box



DETAIL	FINISH	SIZE
1. FLOATING SHELF	Pu Hidden Value MattPro	1650 W x 250 D x 36 H
2. WALL BACK VERTICAL	Pu Quicksilver MattPro	450 W x 54 D x 1700 H
3. WALL BACK PANEL	Livid Krakato 44281	1200 W x 54 D x 1146 H
4. COUNTERTOP	Pu Hidden Value MattPro	1200 W x 465 D x 18 H
4. SINGLE DRAWER	Pu Hidden Value MattPro	600 W x 460 D x 200 H
5. SKIRTING TOP	Pu Hidden Value MattPro	450 W x 435 D x 18 H
5. SKIRTING BASE	Pu Hidden Value MattPro	1600 W x 435 D x 100 H

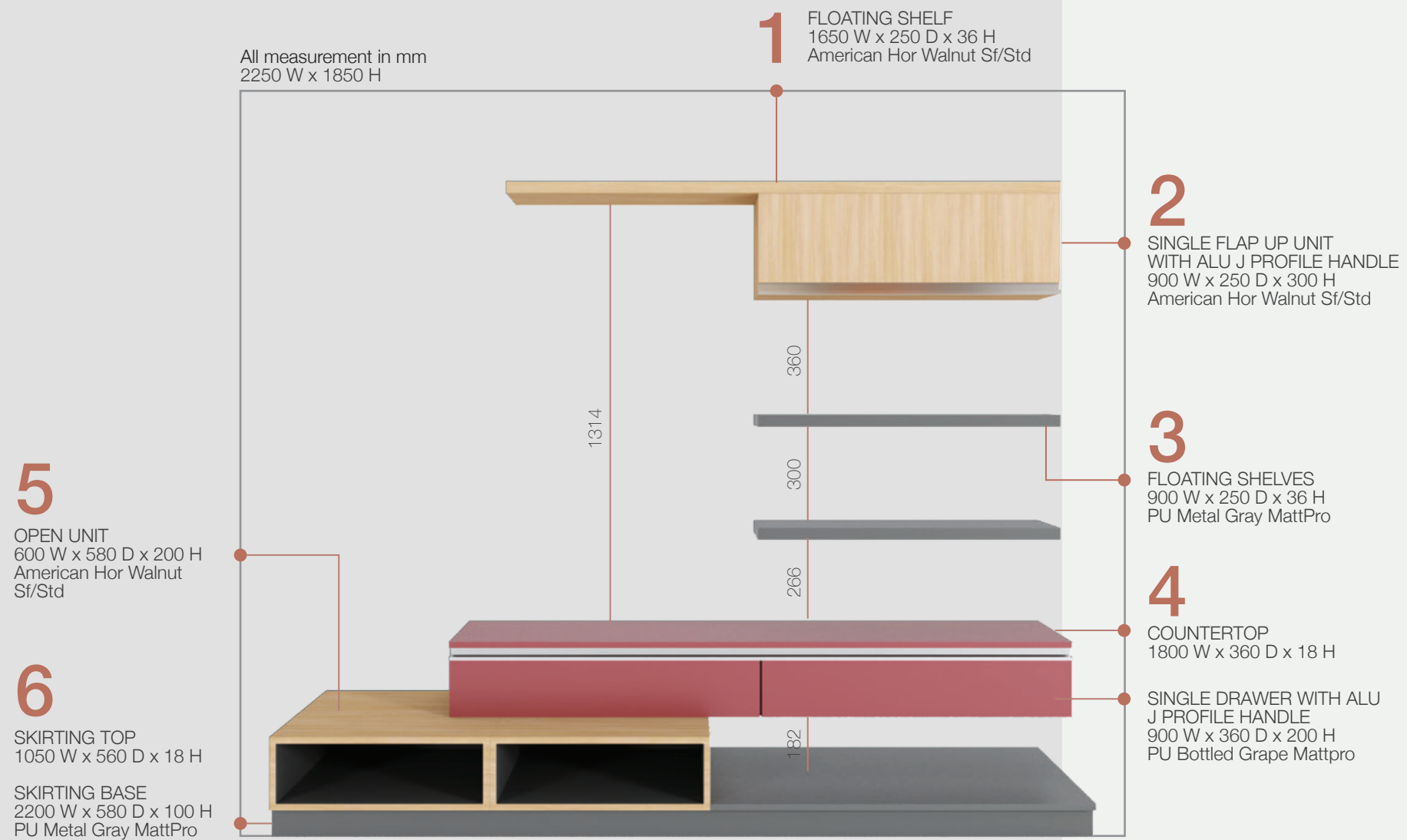
matrix



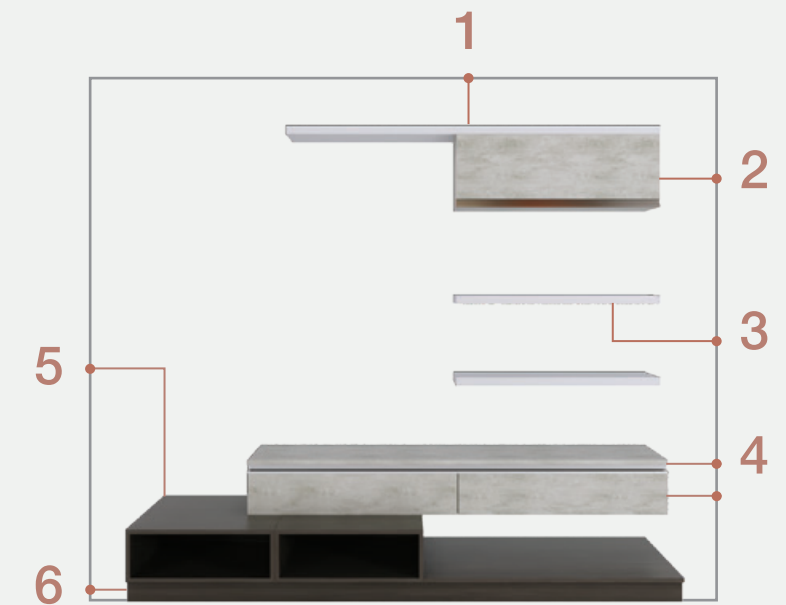
PAMPER YOUR SENSES

A vibrant person's home is an expression of their true self in everything they build. Every nook and corner is treated carefully to please their aesthetic sense. A colour balanced room with modern paintings, interesting books and art flows seamlessly in their decor. A house so charming needs an entertainment unit that has multiple surface units to hold all the pieces together. Bring out your artistic side and recreate your home with furniture that matches your style.

01 matrix



02 matrix



DETAIL	FINISH	SIZE
1. FLOATING SHELF	Pu White MattPro	1650 W x 250 D x 36 H
2. SINGLE FLAP UP UNIT	Livid Krakato 44281	900 W x 250 D x 300 H
3. FLOATING SHELVES	Pu White MattPro	900 W x 250 D x 36 H
4. COUNTERTOP	Livid Krakato 44281	1800 W x 360 D x 18 H
4. SINGLE DRAWER WITH ALU HANDLE	Livid Krakato 44281	900 W x 360 D x 200 H
5. OPEN UNIT	Toledo Ash Syncro/Excl	600 W x 580 D x 200 H
6. SKIRTING TOP	Toledo Ash Syncro/Excl	1050 W x 560 D x 18 H
6. SKIRTING BASE	Toledo Ash Syncro/Excl	2200 W x 580 D x 100 H

~ the purpose of our life is to be happy



trio

CREATE & INSPIRE

A well planned home inspires creativity in all sphere of life. Upscale the breezy sun-lit living room with hopscotch shelves that can be placed beautifully to form a pattern or align them in a line for a symmetric look. An entertainment unit that can hold pretty knick knacks on the wall makes the room look vibrant and cheerful.

Reboot your mind in a happy space that lets you go freewheeling.

01 trio

All measurement in mm
2100 W x 2007 H

3

OPEN UNIT
300 W x 250 D x 300 H
1. Pu RhineStone MattPro
2. Pu Retro Avacado MattPro
3. Pu Teal Dream MattPro



1

OPEN UNIT
900 W x 250 D x 200 H
1. Pu Teal Dream MattPro
2. Pu RhineStone MattPro

2

BACK WALL PANEL
1800 W x 54 D x 1291 H
Valencia Ash Syncro/Excl

4

COUNTERTOP
1800 W x 460 D x 18 H
Valencia Ash Syncro/Excl

SKIRTING
1800 W x 460 D x 80 H
Valencia Ash Syncro/Excl

02 trio



DETAIL	FINISH	SIZE
1. OPEN UNIT	1. Dandy Wood Taupe Vrb/Excl 2 & 3. Pu Steel Mesh MattPro	900 W x 250 D x 200 H
1. OPEN UNIT	1. Dandy Wood Taupe Vrb/Excl 2 & 3. Pu White Mattpro	900 W x 250 D x 200 H
2. BACK PANEL	Dandy Wood Taupe Vrb/Excl	1800 W x 54 D x 1291 H
3. OPEN UNIT	1. Pu White Mattpro 2. Dandy Wood Taupe Vrb/Excl 3. Pu Steel Mesh MattPro	300 W x 250 D x 300 H
4. COUNTERTOP	Dandy Wood Taupe Vrb/Excl	1800 W x 460 D x 18 H
4. SKIRTING	Dandy Wood Taupe Vrb/Excl	1800 W x 460 D x 80 H



THE BEST PLACE TO GET LOST IS BETWEEN THE PAGES

A hot cup of chai-coffee, the smell of a new book and reading words that invigorate your mind is the most simple yet delectable pastime for an avid book reader. Their warm house is decorated with earthy colours, unpretentious things and a wide collection of books that are stacked neatly for an easy read. Being amidst nature with sombre music relaxes the mind and helps absorb new information. Now buy the latest hard copies and showcase them on our choicest unit.

01 graph

4

OPEN WALL UNIT
300 W x 250 D x 300 H
Irish Cream Mr+/Excl

OPEN WALL UNIT
WITH TWO PARTITION
300 W x 250 D x 900 H
Irish Cream Mr+/Excl



1

FLOATING SHELF
1100 W x 250 D x 36 H
Pu Cool Water MattPro

2

BOX FRAME
1100 W x 54 D x 900 H
Refresh Oak Vrb/Excl

3

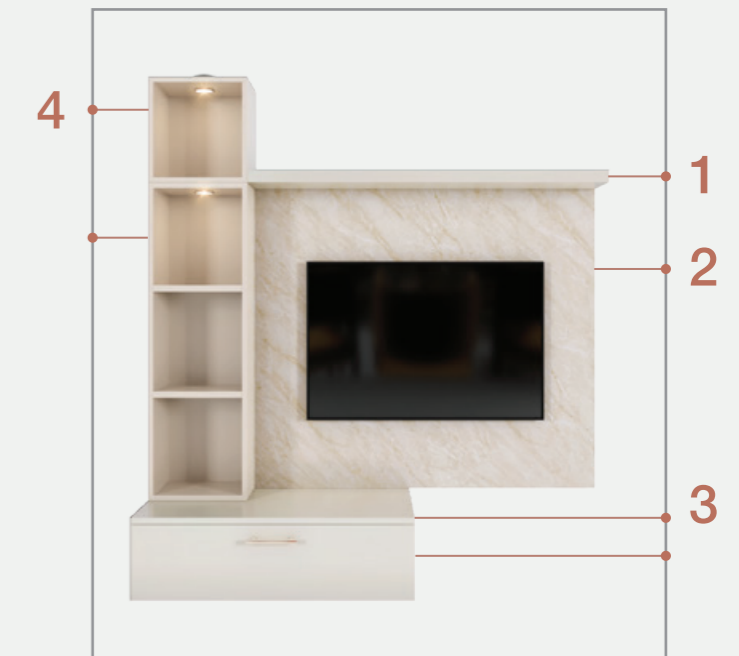
COUNTERTOP
900 W x 460 D x 18 H
Pu Cool Water MattPro

DRAWER
900 W x 460 D x 200 H
Pu Cool Water MattPro

~ quiet the mind and the soul will speak



02 graph



DETAIL

FINISH

SIZE

1. FLOATING SHELF	Peanut Sf/Std	1100 W x 250 D x 36 H
2. BOX FRAME	Stagger Marble 40268	1100 W x 54 D x 900 H
3. COUNTERTOP	Peanut Sf/Std	900 W x 460 D x 18 H
3. DRAWER	Peanut Sf/Std	900 W x 460 D x 200 H
4. OPEN WALL UNIT	Cappuccino Mr+/Excl	300 W x 250 D x 300 H
4. OPEN WALL UNIT	Cappuccino Mr+/Excl	300 W x 250 D x 900 H



CREATE YOUR OWN MAGIC

Young and free minds are always in search for perfection. They love experimenting with their taste in music, books, art, technology and cinema. To create a space that can easily accommodate all their inspirational material, they need an entertainment unit that comes with a good amount of storage. You can just add a touch of paintings and some greens around the room to turn this place into a lounge for relaxation and fun. It's time for some self-indulgence that fosters joy.

01 equi

4
VERTICAL WALL PANEL
750 W x 54 D x 1184 H
Arban Concrete Strn/Excl



1
OPEN UNIT
WITH ONE PARTITION
450 W x 360 D x 600 H
268 Sud Dust - Gr

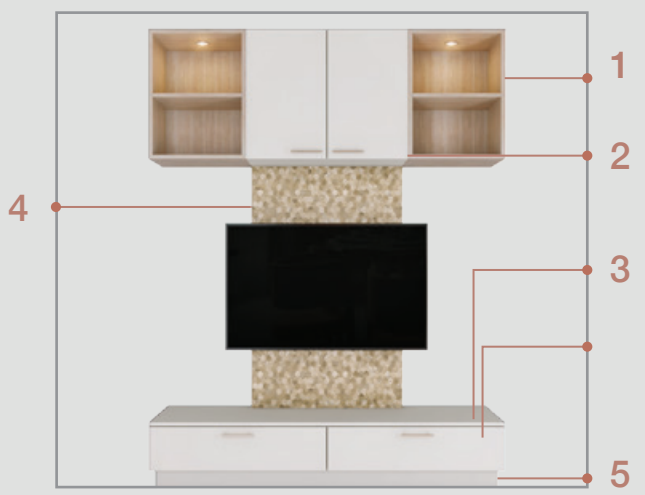
2
TWO SHUTTER UNIT
750 W x 360 D x 600 H
Pearl Black Sf/Std

3
COUNTERTOP
1600 W x 460 D x 36 H
Pearl Black Sf/Std

SINGLE DRAWER UNIT
800 W x 460 D x 200 H
Pearl Black Sf/Std

5
SKIRTING
1550 W x 435 D x 80 H
Pearl Black Sf/Std

02 equi



DETAIL	FINISH	SIZE
1. OPEN UNIT	Refresh Oak Vrb/Excl	450 W x 360 D x 600 H
2. TWO SHUTTERS UNIT	Irish Cream Mr+/Excl	750 W x 360 D x 600 H
3. COUNTERTOP	Irish Cream Mr+/Excl	1600 W x 460 D x 36 H
3. SINGLE DRAWER UNIT	Irish Cream Mr+/Excl	800 W x 460 D x 200 H
4. VERTICAL WALL PANEL	Estaille Wood	750 W x 54 D x 1184 H
5. SKIRTING	Irish Cream Mr+/Excl	1550 W x 435 D x 80 H

grid



ART IS NOT
WHAT YOU SEE
BUT HOW IT
MAKES YOU FEEL

A tasteful home is ornamented with artistic pieces that elevate the room with its craftsmanship. For those who have a penchant for collecting artefacts love to present it to the world from the luxury of their own living room. This unit is designed with closed and open shelves to safeguard the items while showcasing only the ones that they want others to see. Let your art speak for you.

01 grid

All measurement in mm
2400 W x 2060 H

5

FLOATING SHELF
1500 W x 250 D x 36 H
SINGLE FLAP UP
750 W x 250 D x 300 H
Pu Lavender Blush Hg

6

BACK WALL PANEL
1500 W x 54 D x 1208 H
Leon Ash Syncro/Excl

7

SINGLE DRAWER WITH PUSH TO OPEN
600 W x 360 D x 200 H
Pu Lavender Blush Hg

8

OPEN UNIT
900 W x 360 D x 200 H
Leon Ash Syncro/Excl



1

OPEN UNIT
900 W x 250 D x 300 H
Leon Ash Syncro/Excl

2

FLOATING SHELF
600 W x 250 D x 36 H
Leon Ash Syncro/Excl

3

COUNTERTOP
2400 W x 360 D x 18 H
Leon Ash Syncro/Excl

4

TWO SHUTTER UNIT
900 W x 360 D x 400 H
Pu Lavender Blush Hg

9

SKIRTING
2350 W x 335 D x 100 H
Leon Ash Syncro/Excl



02 grid



DETAIL FINISH SIZE

DETAIL	FINISH	SIZE
1. OPEN UNIT	Peanut Sf/Std	900 W x 250 D x 300 H
2. FLOATING SHELF	Peanut Sf/Std	600 W x 250 D x 36 H
3. COUNTERTOP	Pearl Black Sf/Std	2400 W x 360 D x 18 H
4. SHUTTER UNIT	Acrylic Beige/ Bge	900 W x 360 D x 400 H
5. FLOATING SHELF	Acrylic Beige/ Bge	1500 W x 250 D x 36 H
5. SINGLE FLAP UP	Acrylic Beige/ Bge	750 W x 250 D x 300 H
6. BACK WALL PANEL	Pearl Black Sf/Std	1500 W x 54 D x 1208 H
7. SINGLE DRAWER	Acrylic Beige/ Bge	600 W x 360 D x 200 H
8. OPEN UNIT	Peanut Sf/Std	900 W x 360 D x 200 H
9. SKIRTING	Pearl Black Sf/Std	2350 W x 335 D x 100 H

~ everything you can imagine is real



tetris

GO SOMEWHERE
YOU'VE NEVER
BEEN BEFORE

The most beautiful part about travelling faraway is coming back home. A wanderlust soul's house is filled with beautiful artefacts and pictures that narrate their colorful stories. It's a house that holds a display unit with multiple open shelves for collectibles and drawers to save memoirs. The beautiful floating shelves are built with modern and functional designs that are also pleasing to the eye. Now when you invite your friends over, you will have more than travel stories to talk about.

01
tetris

4

- OPEN WALL UNIT
450 W x 250 D x 300 H
- OPEN WALL UNIT
WITH ONE PARTITION
450 W x 250 D x 600 H
- OPEN WALL UNIT
TWO PARTITION
450 W x 250 D x 900 H
Blush Sf/Stn



02
tetris

4



DETAIL	FINISH	SIZE
1. SINGLE FLAP UP	Pu White MattPro	900 W x 250 D x 300 H
2. BACK WALL PANEL	Siberian Oak Sf/Stn	1800 W x 54 D x 1218 H
3. COUNTERTOP	Pu White MattPro	1800 W x 360 D x 18 H
3. SINGLE DRAWER	Pu White MattPro	900 W x 360 D x 200 H
4. OPEN WALL UNIT	Siberian Oak Sf/Stn	450 W x 250 D x 300 H
4. OPEN WALL UNIT - ONE PARTITION	Pu Traffic Yellow MattPro	450 W x 250 D x 600 H
4. OPEN WALL UNIT - TWO PARTITION	Pu Steel Mesh MattPro	450 W x 250 D x 900 H

axiom



THE PURPOSE OF ART IS TO INSPIRE

Art is a beautiful gift that sometimes help us escape the rudimentary life and inspires us to do more. The precious family heirloom pieces and rare artefacts are the prized possessions of an art connoisseur, who loves displaying their personality through their collectibles. An aesthete would like to display their sculptures through glass cabinets so that they are visible and safe too. This living room is a treat to the eyes as you find beauty in every corner of the room.

01 axiom

All measurement in mm
1900 W x 1800 H

2

BACK WALL PANEL
1200 W x 54 D x 1464 H
Pu Lava Gray MattPro

3

COUNTERTOP
1200 W x 580 D x 18 H
Pu Lava Gray MattPro

SINGLE DRAWER
600 W x 580 D x 200 H
Pu Lava Gray MattPro

1

ROSE GOLD
TWO SHUTTER UNIT
700 W x 580 D x 1700 H
Brown Tinted Glass

4

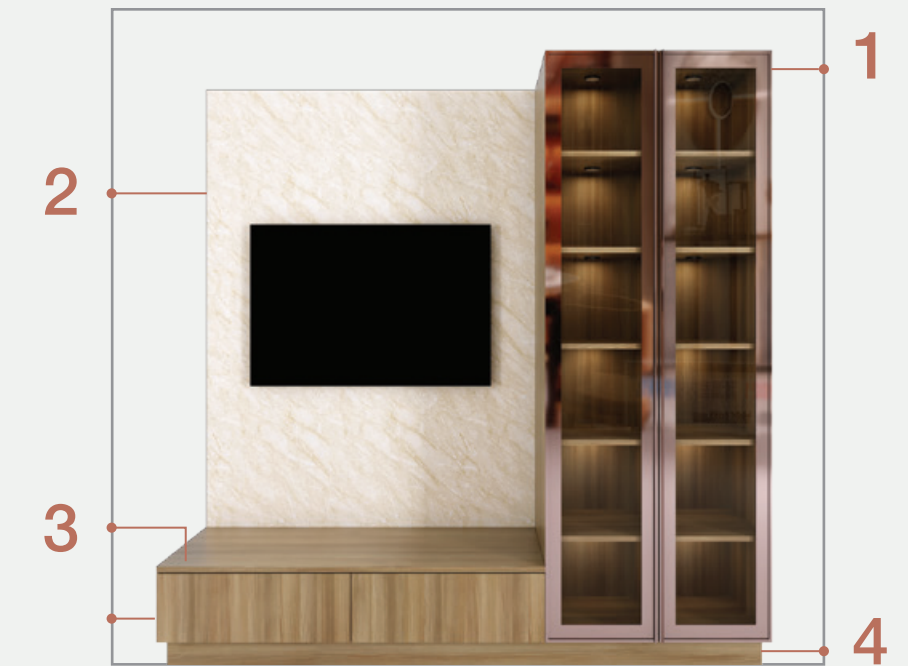
SKIRTING
1850 W x 555 D x 100 H
Pu Lava Gray MattPro



~ creativity takes courage



02 axiom




DETAIL FINISH SIZE

DETAIL	FINISH	SIZE
1. ROSE GOLD UNIT	Clear Glass	700 W x 580 D x 1700 H
2. BACK WALL PANEL	Stagger Marble 40268	1200 W x 54 D x 1464 H
3. COUNTERTOP	Crescent Acacia Sf/Std	1200 W x 580 D x 18 H
3. SINGLE DRAWER	Crescent Acacia Sf/Std	600 W x 580 D x 200 H
4. SKIRTING	Crescent Acacia Sf/Std	1850 W x 555 D x 100 H

"IT'S NOT YOUR ART BUT
YOUR HEART THAT'S ON DISPLAY"



CODE




COLUMN



QUBE



FILO



CASE



BRIT



SQUARE



ZED



MAXIM



MOD

THE CROCKERY UNIT COLLECTION

Nothing brings calm and peace than an organized life where you know the last minute chaos is minimal. It's easy to move swiftly through your daily chores when you know exactly where to find your things. That's why every home needs a dedicated space for keeping your precious collections. No matter how big the dining table is, the well-polished silverware and the precious ceramics need a beautiful display cabinet that adds charm to the dining space. A sideboard placed aptly near the dining table makes the dinnerware easily accessible while hosting parties. Some of the larger crockery units are designed with such versatility that you can also place them between the rooms for closing the space.

Browse through our impressive collection of display units that come in a variety of sizes and impeccable designs.



code



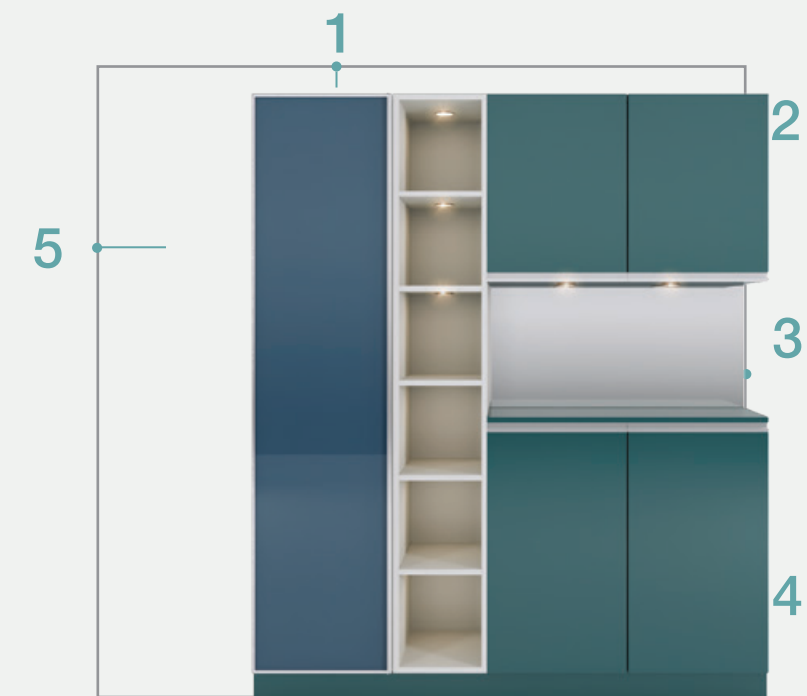
PUT ON THE KETTLE AND ENJOY THE DAY

Nobody understands inside family jokes better than cousins. A house full of people belonging to different generations is the most vivacious. There's never a dull moment in the house where a cup of chai is always brewing. This house needs an exquisite large crockery unit with glass doors that makes the dining room appear spacious and classy. You can display your chosen pieces of china through the glass doors and safekeep the rest behind the closed doors. The open space countertop is convenient for keeping food and drinks for immediate use through the day.

01 code



02 code



DETAIL	FINISH	SIZE
1. OPEN TALL UNIT	PU White Hg	300 W x 460 D x 1850 H
2. SHUTTER TOP UNIT	Adriatic Blue MR+ / Excl	900 W x 360 D x 600 H
3. BACK PANEL	Mirror Panel	900 W x 54 D x 432 H
3. COUNTERTOP	Adriatic Blue MR+ / Excl	900 W x 460 D x 18 H
4. SHUTTER BOTTOM	Adriatic Blue MR+ / Excl	900 W x 460 D x 800 H
4. SKIRTING	Adriatic Blue MR+ / Excl	1650 W x 435 D x 100 H
5. TALL CABINET	Calm Sky Glass	450 W x 460 D x 1850 H

~ when we have each other, we have everthing



column

A HOME IS A
COLLECTION OF THINGS
THAT DEFINE YOU

Every home has that one room that's alive with light banter, good food and pleasant music. For those who like to live life to the fullest often enjoy having frequent get-togethers at their place. Brighten up the space with things that match the vibe of the room by bringing in a display unit that can hold the flowers, plants, paintings, artwork and books along with your precious crockery

01 column

- 1** ONE SHUTTER
BLACK ALUMINUM
400 W x 580 D x 1700 H
Clear Glass
- INNER CABINET
Refresh Oak Vrb/Excl



- 2** COUNTERTOP
850 W x 580 D x 18 H
Refresh Oak Vrb/Excl
- 3** OPEN TALL UNIT
with 3 shelves
450 W x 580 D x 1100 H
Cappuccino Hgl/Excl
- 4** SINGLE SHUTTER UNIT
400 W x 580 D x 1100 H
Refresh Oak Vrb/Excl
- 5** SKIRTING
1250 W x 580 D x 100 H
Cappuccino Hgl/Excl

02 column



DETAIL	FINISH	SIZE
1. ROSE GOLD FRAME	Lacquered Glass Opera Red	400 W x 580 D x 1700 H
2. COUNTER TOP	Peanut Sf/Std	850 W x 580 D x 18 H
3. OPEN TALL UNIT	Cappuccino Hgl/Excl	450 W x 580 D x 1100 H
4. SINGLE SHUTTER UNIT	Cappuccino Hgl/Excl	400 W x 580 D x 1100 H
5. SKIRTING BASE	Cappuccino Hgl/Excl	1250 W x 580 D x 100 H



SOMETHINGS GET BETTER WITH AGE

Sophisticated warm hues, clean finish and boxy shelves can recreate a vintage charm in your home. An earthy personality, who loves mountain hikes and finds himself home in the woods, prefers to fill his room with natural shades. What elevates a space with its aesthetics are the little things like the finish of the furniture and the way it is dressed. This modular display furniture is utilitarian and ornamental for showcasing the best of your collection. If you love collecting pottery that is a visual treat to the eyes, then it deserves a space where it can stand out.

01 qube

All measurement in mm
1300 W x 1800 H

1

TWO SHUTTER WITH PULL GRIP HANDLE
900 W x 360 D x 400 H
Pu Cool Water MattPro

2

TWO DRAWER WITH PULL GRIP HANDLE
900 W x 460 D x 400 H
Pu Cool Water MattPro

3

TALL SINGLE UNIT (BLACK ALUMINIUM)
400 W x 460 D x 1700 H
Clear Glass

INNER CARCASS
Xyloid Teak Vrb/Excl

4

SINGLE OPEN UNIT
450 W x 360 D x 450 H
Xyloid Teak Vrb/Excl

5

SKIRTING
1300 W x 435 D x 100 H
Xyloid Teak Vrb/Excl



02 qube



DETAIL	FINISH	SIZE
1. TWO SHUTTER	Tan Sf/Std	900 W x 360 D x 400 H
2. TWO DRAWER	Tan Sf/Std	900 W x 460 D x 400 H
3. TALL SINGLE UNIT	Clear Glass	400 W x 460 D x 1700 H
4. SINGLE OPEN UNIT	Brazilian Walnut Sf/Std	450 W x 360 D x 450 H
5. SKIRTING	Brazilian Walnut Sf/Std	1300 W x 435 D x 100 H

~be you, the world will adjust



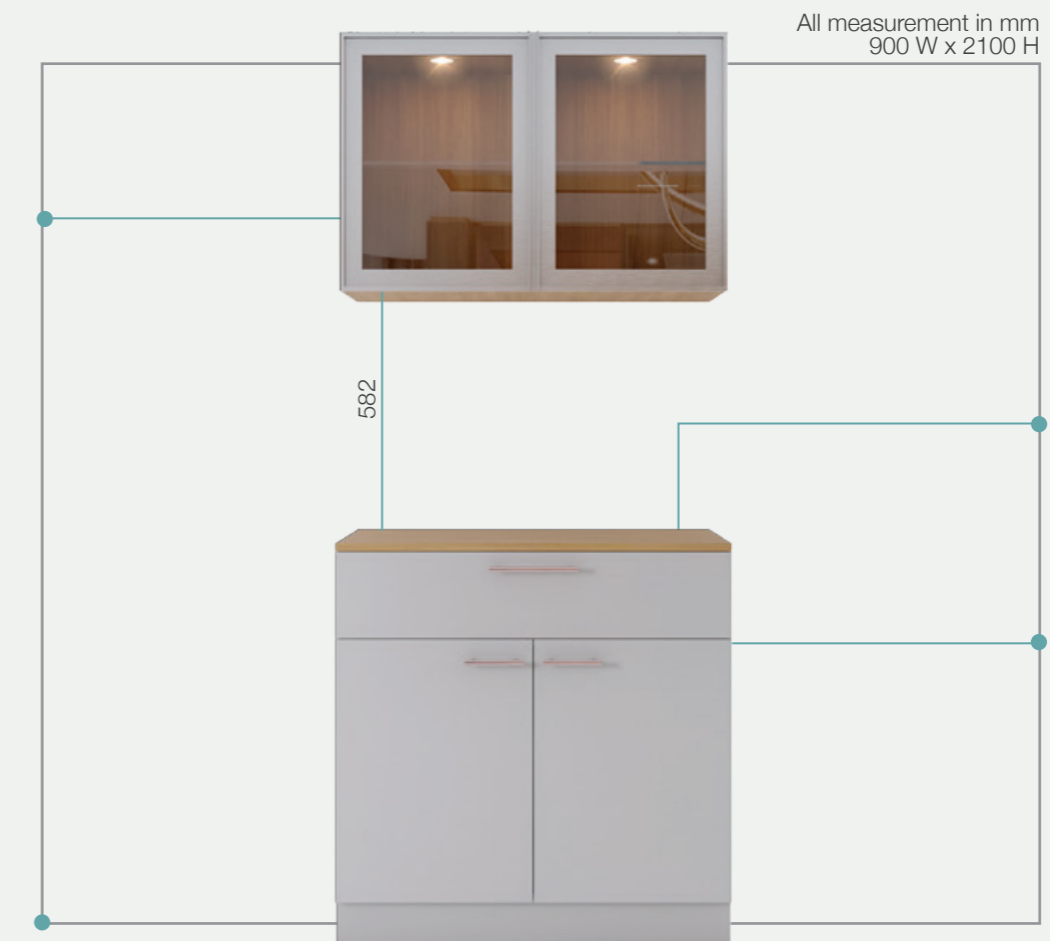
FOCUS ON WHAT MATTERS

A minimalist home is spacious, clutter free and accented with small yet classic pieces of furniture that stand out beautifully. A person with a passion for sustainable life would like to own things that are genuinely useful and meaningful. Every home has at least one beautiful set of cutlery collection that has to be kept neatly and safely to be used for the special occasions. This functional crockery unit has a closed and open display section that's compact and easily portable to fit into any room. Bring it home for your everyday needs.

01 filo

- 1** TWO SHUTTER ALUMINUM BRUSH 450 W x 360 D x 600 H Clear Glass
- INNER CABINET American Hor Walnut Sf/Std


- 4** SKIRTING 900 W x 460 D x 100 H PU White MattPro



All measurement in mm
900 W x 2100 H

- 2** COUNTERTOP 900 W x 460 D x 18 H American Hor Walnut Sf/Std
- 3** BASE UNIT WITH ONE DRAWER AND TWO SHUTTER 900 W x 460 D x 800 H PU White MattPro

02 filo



DETAIL	FINISH	SIZE
1. TWO SHUTTER	Rose Gold + Clear Glass	450 W x 360 D x 600 H
2. COUNTERTOP	Crescent Acacia Sf/Std	900 W x 460 D x 18 H
3. BASE UNIT WITH ONE DRAWER AND TWO SHUTTER	Pu Turquoise Ocean Hgl	900 W x 460 D x 800 H
4. SKIRTING BASE	Pu Turquoise Ocean Hgl	900 W x 460 D x 100 H

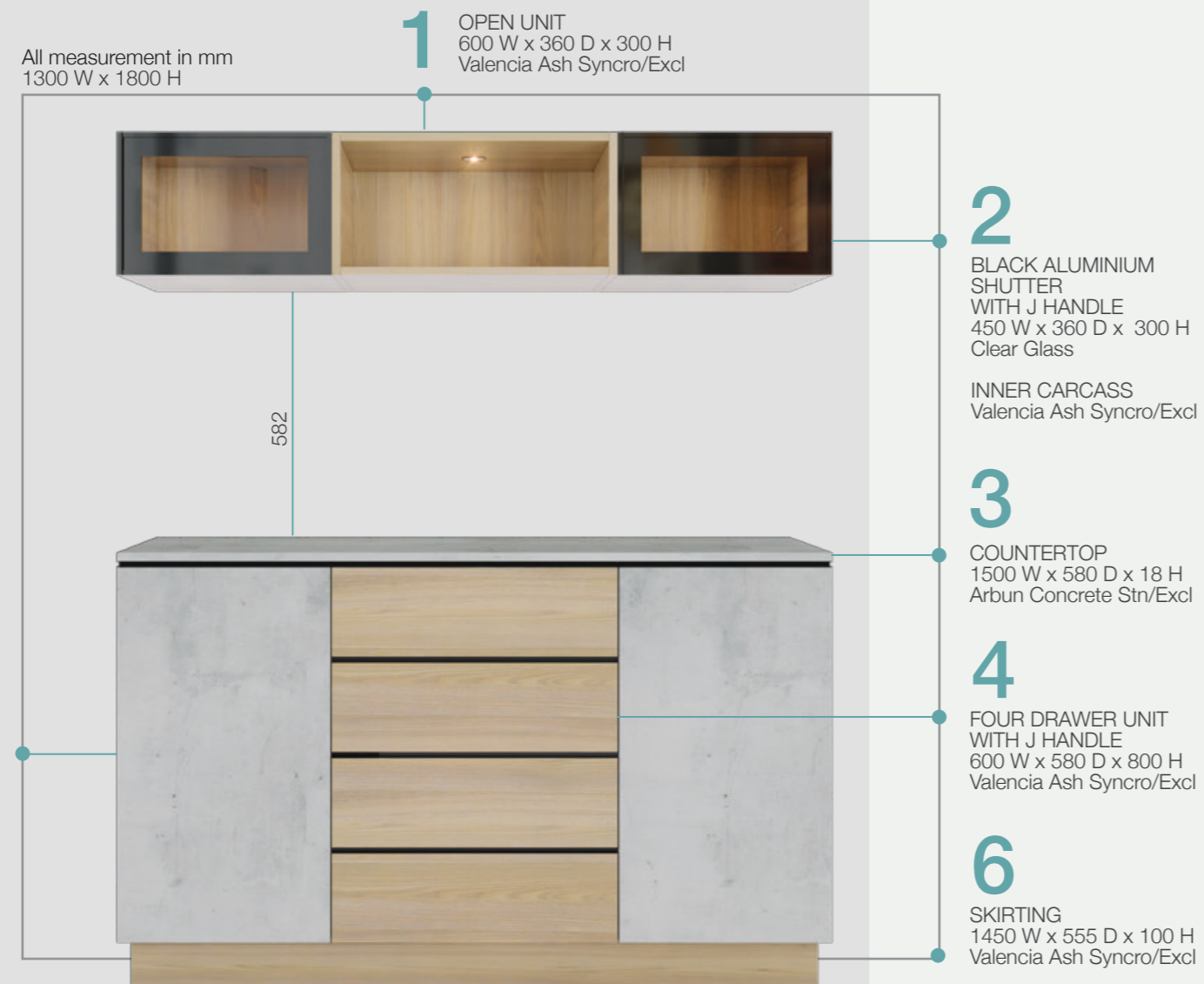
case




EFFICIENCY IS DOING THINGS RIGHT

And effectiveness is doing the right things. A person with an obsession to get everything right all the time, is a perfectionist who thrives best in a preordained environment. To achieve this at home, one has to manage preferences by keeping things organised and accessible to everyone. This is an easy to move, contemporary and stylish modular unit that can accommodate your everyday tableware and cutlery items. The open countertop lets everyone at home help and enjoy setting up the table for daily dinners.

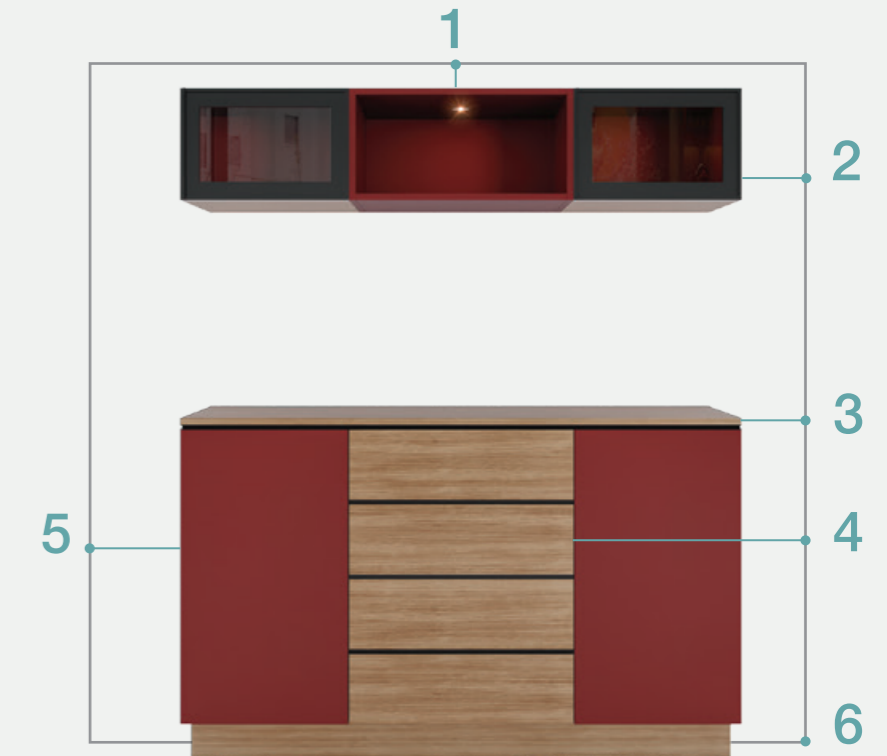
01 case



~simplicity is the keynote of true elegance



02 case



DETAIL	FINISH	SIZE
1. OPEN UNIT	Pu Rosewood Rogue MattPro	600 W x 360 D x 300 H
2. GLASS SHUTTER	Pu Rosewood Rogue MattPro	450 W x 360 D x 300 H
3. COUNTERTOP	Xyloid Teak Vrb/Excl	1500 W x 580 D x 18 H
4. FOUR DRAWER	Xyloid Teak Vrb/Excl	600 W x 580 D x 800 H
5. SHUTTER UNIT	Pu Rosewood Rogue MattPro	450 W x 580 D x 800 H
6. SKIRTING	Xyloid Teak Vrb/Excl	1450 W x 555 D x 100 H

brit



THE SECRET TO A GOOD COOK IS THEIR PANTRY

Houses with well-stocked pantries have the healthiest and happiest people. A person with a penchant for throwing parties that are memorable for a lifetime would love to stock up on various sets of crockery. Whether it's in the pantry room or the kitchen, a crockery unit can make life easier in organising gatherings by giving quick access to tableware, crockery and food that can be moved swiftly between the rooms. The rustic cane baskets, open and closed shelves with ample space in between gives the room an airy and spacious look.

01
brit

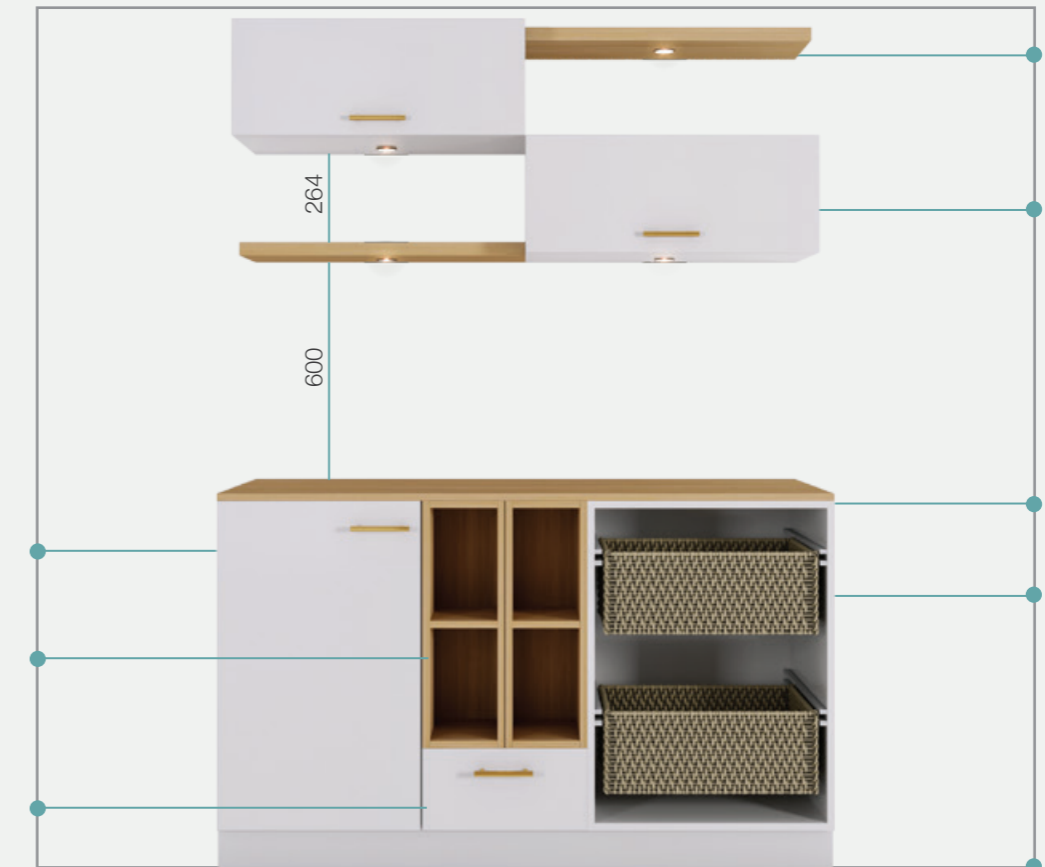
All measurement in mm
1500 W x 2118 H

5

SINGLE SHUTTER UNIT
500 W x 580 D x 800 H
PU White MattPro

OPEN UNIT
WITH ONE PARTITION
200 W x 250 D x 600 H
American Hor Walnut
Sf/Std

DRAWER
400 W x 580 D x 200 H
PU White MattPro



1

FLOATING SHELF
750 W x 250 D x 36 H
American Hor Walnut
Sf/Std

2

FLAP UP SHUTTER UNIT
750 W x 360 D x 300 H
PU White MattPro

3

COUNTERTOP
1500 W x 580 D x 18 H
American Hor Walnut
Sf/Std

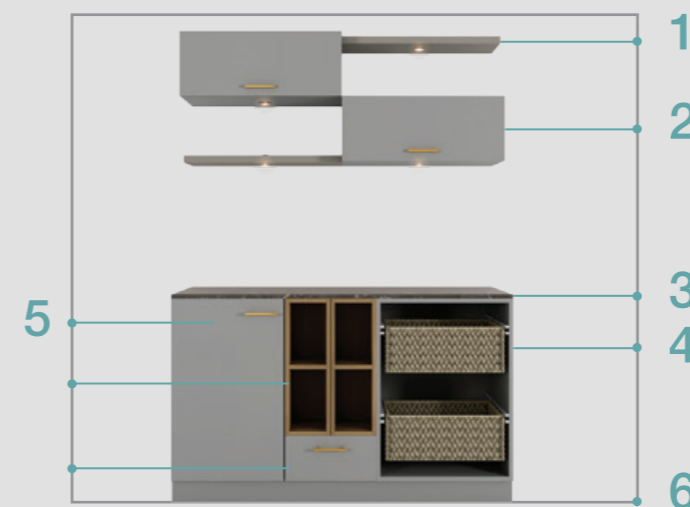
4

TWO WICKER BASKETS

6

SKIRTING
1500 W x 580 D x 100 H
PU White MattPro

02
brit



DETAIL


FINISH

SIZE

DETAIL	FINISH	SIZE
1. FLOATING SHELF	Pu Metal Gray MattPro	750 W x 250 D x 36 H
2. FLAP UP UNIT	Pu Metal Gray MattPro	750 W x 360 D x 300 H
3. COUNTERTOP	Gray Mararquina Strn/Excl	1500 W x 580 D x 18 H
4. WICKER BASKETS	Wicker	x
5. SINGLE SHUTTER	Pu Metal Gray MattPro	500 W x 580 D x 800 H
5. OPEN UNIT	Persian Hor Walnut Sf/Std	200 W x 250 D x 600 H
5. DRAWER	Pu Metal Gray MattPro	400 W x 580 D x 200 H
6. SKIRTING BASE	Pu Metal Gray MattPro	1500 W x 580 D x 100 H



square



IT'S ALWAYS THE LITTLE THINGS THAT MATTER

A home adorned with interesting paintings, thematic cushions, fridge magnets and fancy cutlery are often conversation starters amongst guests. An explorer at heart, who loves to travel, would want to display their niche collection with a little flamboyance in cabinets with glass doors for a clear view. The open shelves on the side provides easy access and the opaque doors below are perfect for hiding the miscellaneous clutter.

01 square

All measurement in mm
1600 W x 1700 H



4

ALUMINIUM GLASS SHUTTER FOR SINGLE DOOR UNIT
450 W x 360 D x 400 H
Brazilian Walnut

5

OPEN UNIT
450 W x 360 D x 400 H
Brazilian Walnut

1

FLOATING SHELF
700 W x 250 D x 36 H
Pu Lava Grey MattPro

2

COUNTERTOP
700 W x 460 D x 18 H
Pu Lava Grey MattPro

DRAWER
700 W x 460 D x 200 H
Pu Lava Grey MattPro

3

TWO SHUTTER BASE UNIT
700 W x 460 D x 600 H
Pu Lava Grey MattPro

6

SKIRTING
1600 W x 460 D x 100 H
Pu Lava Grey MattPro



02 square



DETAIL	FINISH	SIZE
1. FLOATING SHELF	Pu Jersey Grey Hgl	700 W x 250 D x 36 H
2. COUNTERTOP	Pu Jersey Grey Hgl	700 W x 460 D x 18 H
2. DRAWER	Pu Jersey Grey Hgl	700 W x 460 D x 200 H
3. TWO SHUTTER UNIT	Pu Jersey Grey Hgl	700 W x 460 D x 600 H
5. ALU GLASS SHUTTER	Rose Gold + Clear Glass	450 W x 360 D x 400 H
6. OPEN UNIT	Autumn Leaf St/Std	450 W x 360 D x 400 H
6. SKIRTING	Pu Jersey Grey Hgl	1600 W x 460 D x 100 H

~ don't be shy to show who you are



zed

EAT GOOD
FOOD IN
FINE CHINA

If you have it, you must show it. A connoisseur has an eye for detail and chooses their expensive antiques carefully. When you have an intriguing ensemble of handcrafted sculptures and fine china sourced from the best places in the world, you need an equally bespoke piece of furniture to showcase its beauty. This stunning display unit with premium finish can present your precious tableware royally and also has enough storage below to organise extra cutlery stock behind closed doors.

01
zed

All measurement in mm
1200 W x 1986 H

1
OPEN UNIT
450 W x 360 D x 300 H
Arizona Walnut Sf

6
FOUR DRAWER UNIT
450 W x 580 D x 800 H
Arizona Walnut Sf

7
SKIRTING
1200 W x 555 D x 100 H
Arizona Walnut Sf

2
SINGLE FLAP UNIT
750 W x 360 D x 300 H
Black Aluminium Frame
Clear Glass

3
BACK PANEL
1200 W x 54 D x 468 H
Arizona Walnut Sf
COUNTERTOP
1200 W x 580 D x 18 H
Arizona Walnut Sf

4
ONE DRAWER UNIT
750 W x 580 D x 200 H
Arizona Walnut Sf

5
TWO SHUTTER UNIT
750 W x 580 D x 600 H
Arizona Walnut Sf



02
zed



DETAIL FINISH SIZE

DETAIL	FINISH	SIZE
1. OPEN UNIT	Black Pearl STD	450 W x 360 D x 300 H
2. SINGLE FLAP UNIT	Black Aluminium Frame / Clear glass	750 W x 360 D x 300 H
3. BACK PANEL	Gray Marquina Stn / Excl	1200 W x 54 D x 468 H
3. COUNTERTOP	Gray Marquina Stn / Excl	1200 W x 580 D x 18 H
4. ONE DRAWER UNIT	Pu White MattPro	750 W x 580 D x 200 H
5. TWO SHUTTER UNIT	Pu White MattPro	750 W x 580 D x 600 H
6. FOUR DRAWER UNIT	Pu White MattPro	450 W x 580 D x 800 H
7. SKIRTING	Pu White MattPro	1200 W x 555 D x 100 H



maxim



SEASONED WITH LOVE

The fondest memories are created around the table full of food. A family that loves to eat and celebrate every little achievement together would need a large storage unit that can accommodate big crockery pieces. So create a mood that makes one smile in reminiscence. A magnificent and modernist crockery cabinet will not only help in providing a storage solution to safely hold your tableware but also elevate the aesthetic appeal of your dining space. A classic design like this can never go out of style and can blend easily with any decor.

01 maxim



~being classy is a lifestyle



02 maxim



DETAIL	FINISH	SIZE
1. FLOATING SHELF	Arizona Walnut Sf	1100 W x 250 D x 36 H
2. BLACK ALU SHUTTER	Arizona Walnut Sf / Clear Glass	450 W x 360 D x 600 H
3. FLOATING SHELF	Arizona Walnut Sf	900 W x 250 D x 36 H
4. COUNTERTOP	Arizona Walnut Sf	2000 W x 580 D x 18 H
5. FOUR DRAWER UNIT	Arizona Walnut Sf	600 W x 580 D x 800 H
6. TWO SHUTTER UNIT	Arizona Walnut Sf	700 W x 580 D x 800 H
7. SKIRTING	Arizona Walnut Sf	1950 W x 555 D x 100 H



mod

BEAUTY GETS ATTENTION, PERSONALITY GETS HEART


Your home is a reflection of your true personality. And hence, it benefits to show parts of you that people may not see otherwise through your display mantle. A confident and chic millennial's home imbibes contemporary designs and eclectic choices as they are still exploring life. It helps them to have a showcase with multiple shelves and clear glass doors so that each crockery piece has its own space to shine. While the ceramics can be kept in big shelves, you can animate the rest of the space with artefacts to break away the monotony.

01 mod

All measurement in mm
1200 W x 2154 H

4
MIRROR FINISHED PANEL
800 W x 50 D x 1200 H

5
ALUMINIUM GLASS SHUTTER UNIT
800 W x 460 D x 800 H
Frosted Glass



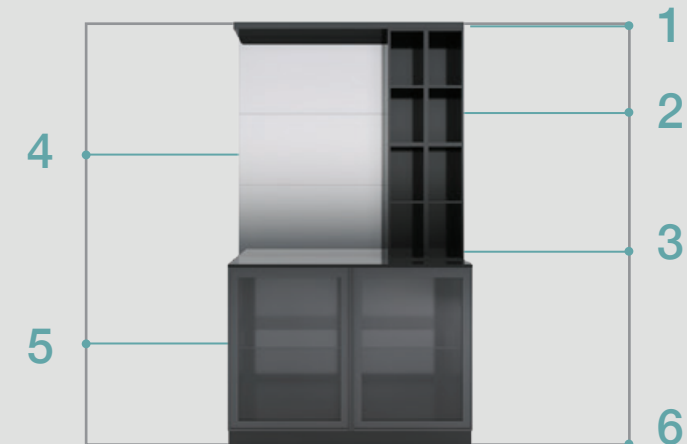
1
FLOATING SHELF
1200 W x 250 D x 36 H
Pu White Mattpro

2
OPEN UNIT WITH ONE PARTITION
200 W x 250 D x 600 H
Pu White Mattpro

3
COUNTERTOP
1200 W x 460 D x 18 H
Pu White Mattpro



6
SKIRTING
1150 W x 435 D x 100 H
Pu White Mattpro

02 mod



DETAIL	FINISH	SIZE
1. FLOATING SHELF	Pu Lava Grey Mattpro	1200 W x 250 D x 36 H
2. OPEN UNIT	Pu Lava Grey Mattpro	200 W x 250 D x 600 H
3. COUNTER TOP	Pu Lava Grey Mattpro	1200 W x 460 D x 18 H
4. MIRROR PANEL	Mirror	800 W x 50 D x 1200 H
5. BLACK ALU UNIT	Frosted Glass	800 W x 460 D x 800 H
6. SKIRTING	Pu Lava Grey Mattpro	1150 W x 435 D x 100 H

TURN YOUR DREAMS INTO PLANS



THE STUDY UNIT COLLECTION

Focus on goals, not obstacles.

Grit, discipline and determination are the primary factors that drive a person's success in the long term. It helps to recreate the same mood at home for the adults and the young ones to help them achieve their goals. Workspaces should always be designed to fuel creativity to help you focus on the task. It's time to get yourself a fixed spot in the house completely set up with your stationery and laptop instead of moving around the house looking for a spot to sit. Since work-from-home and online courses have become a part of our lifestyle now, it is sensible to create a study at home that is easy to maintain, comfortable and increases productivity. An individual study space gives the kids the best possible environment and tools to nurture their talents. Browse through our list of minimalist study tables that also has the option to build storage shelves on existing models.



pro



BETTER TOGETHER

Believe you can and you're halfway there. For the rest half, design an amiable environment at home that brings out the best in your children. Create a space that gives the toddler free space to doodle while offering the older kid their own study corner. Bring home a spacious and easily accessible big study table with multiple storage options. The extra wide countertop helps hold multiple things like books, laptops, stationery and more while the leg space below is wide enough to let the chair in. Upgrade now and let your kids bloom in a space they can call their own.

01 pro



~we are what we do



02 pro



DETAIL	FINISH	SIZE
1. TWO SHUTTER UNIT	Pu Retro Avacado MattPro	750 W x 250 D x 600 H
2. SINGLE FLAP UP UNIT	Pu Retro Avacado MattPro	450 W x 250 D x 300 H
3. OPEN UNIT	Arizona Walnut Sf/Std	750 W x 250 D x 300 H
4. COUNTERTOP	Pu Retro Avacado MattPro	1200 W x 580 D
5. STUDY TABLE	Arizona Walnut Sf/Std	1200 W x 580 D x 750 H
6. SKIRTING	Arizona Walnut Sf/Std	450 W x 580 D x 100 H



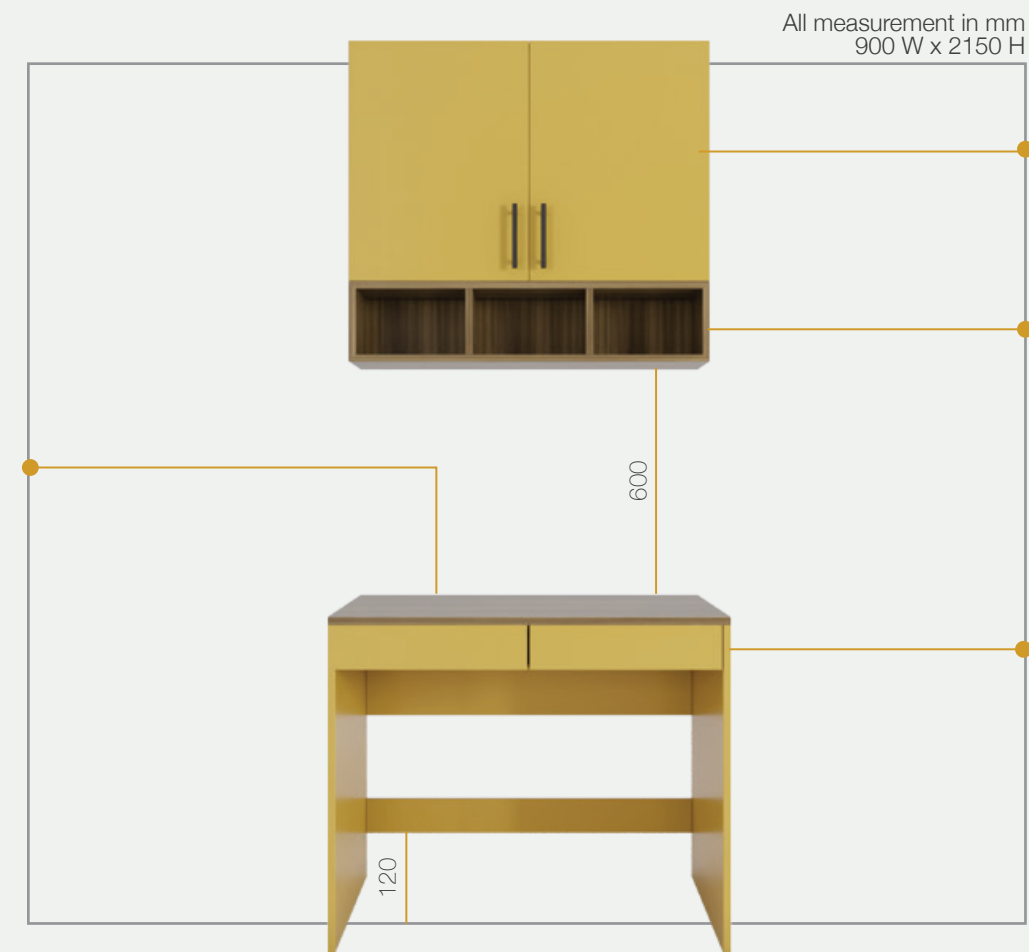
ace

PLAY &
LEARN

Today is an opportunity to build your tomorrow. So let's take an immediate action to make everyday count and design a room that enhances productivity. A sturdy hardwood study table with ample leg space is apt for people of all sizes and also makes it easier for the chair to slide in. The closed storage space above can be filled with books and stationery without taking too much space in the room. The open shelves can be stocked with things that are frequently used. Sleek and neat, this bright colored unit can instantly pep up the room. Make the study room look so interesting that kids start to enjoy their work.

01
ace

3
COUNTERTOP
900 W x 580 D
Crescent Acasia



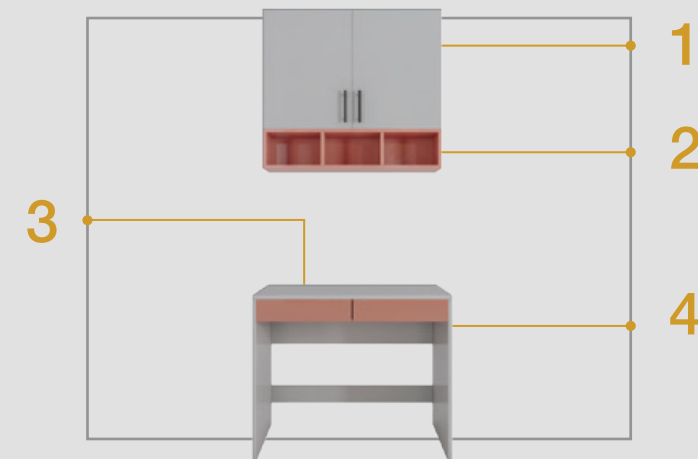
All measurement in mm
900 W x 2150 H

1
TWO SHUTTER UNIT
900 W x 250 D x 600 H
Parakeet 22017 Mr+

2
WALL MOUNTED OPEN UNIT
900 W x 250 D x 200 H
Crescent Acasia

4
STUDY TABLE
WITH PENCIL DRAWER
900 W x 580 D X 750 H
Parakeet 22017 Mr+

02
ace



1

2

3

4

DETAIL	FINISH	SIZE
1. TWO SHUTTER UNIT	Pu Metal Grey Hgl	900 W x 250 D x 600 H
2. WALL OPEN UNIT	Pu Beigerot MattPro	900 W x 250 D x 200 H
3. COUNTERTOP	Pu Metal Grey Hgl	900 W x 580 D
4. STUDY TABLE	Pu Metal Grey Hgl	900 W x 580 D X 750 H



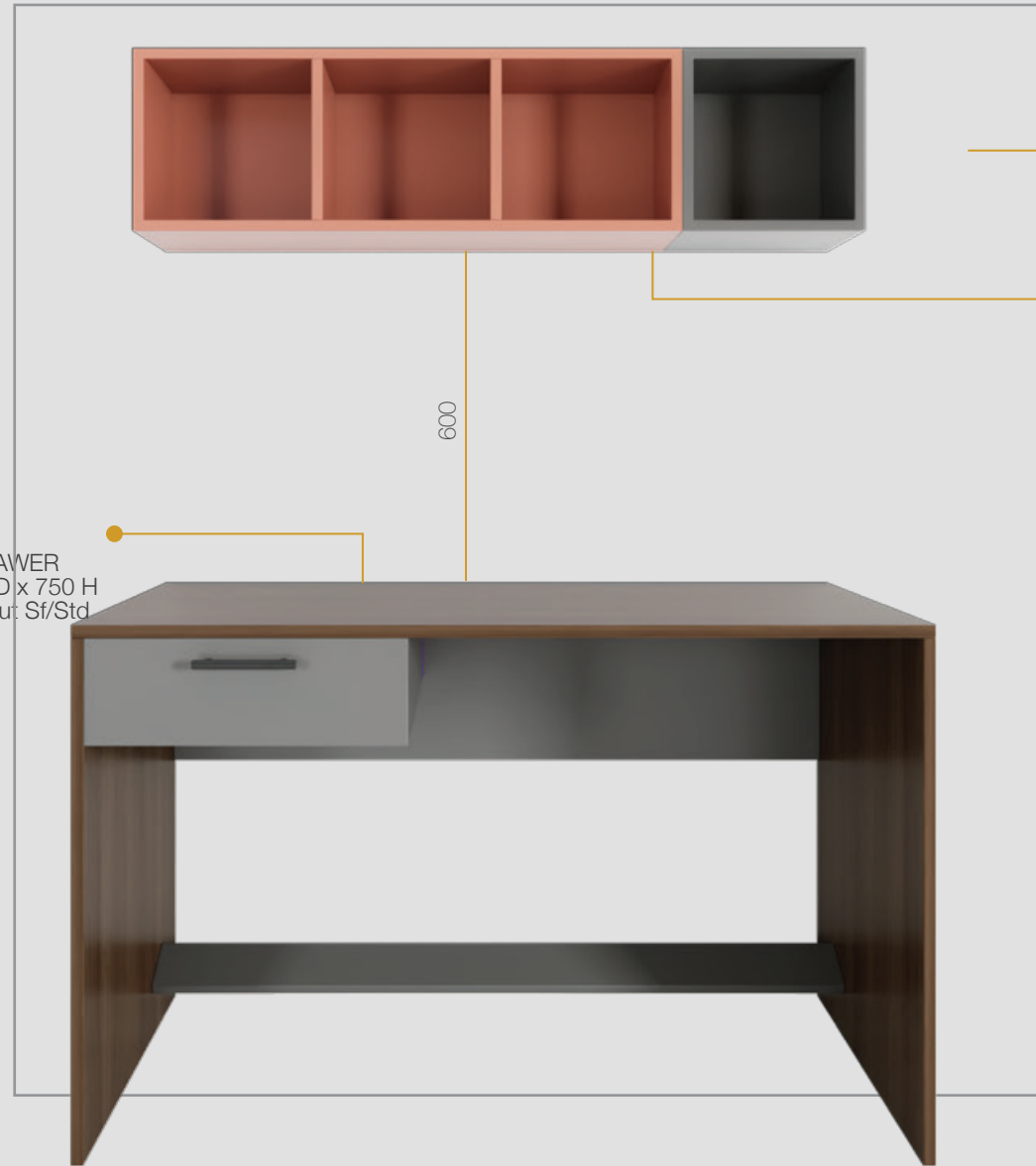
TURN YOUR DREAMS INTO GOALS

Dreams are born in bed but materialised in a study. It is easy for a person to levitate towards success when they are given the right environment to flourish. Find a clean corner in a bright and airy room to place this compact and practical study table that is apt for small homes or a minimalist. The open shelves above provide easy access to books and the drawer below is perfect to safekeep the gadgets. Add a light for better night vision and bring in a matching chair to complete the look because it's time to achieve your goals.

01 zest

All measurement in mm
1200 W x 1650 H


2
STUDY TABLE WITH ONE DRAWER
1200 W x 580 D x 750 H
Brazil Hor Walnut Sf/Std



1
OPEN BOX UNIT
300 W x 250 D x 300 H
PU Lava Grey MattPro

OPEN BOX UNIT WITH TWO PARTITIONS
900 W x 250 D x 300 H
Terracotta Sud/Excl

~ where focus goes, energy flows



02 zest



DETAIL	FINISH	SIZE
1. OPEN BOX UNIT	American Hor Walnut Sf/ Std	300 W x 250 D x 300 H
1. OPEN UNIT WITH TWO PARTITION	American Hor Walnut Sf/ Std	900 W x 250 D x 300 H
2. STUDY TABLE	American Hor Walnut Sf/ Std	1200 W x 580 D x 750 H



eazy

MAKE IT YOUR SPOT

Early years are the most extraordinary period of growth and development. A child is the most curious creature on earth and it's the parents' job to nurture it. Since a study corner is the most vital part of their room, it is important to have a table that can hold their books, laptop and stationery in one place. The improved posture on chair makes them sit comfortably, helps with focusing on activities and piques their interest in education. Imbibe good habits early in life so they remain focused all their life.

01 eazy

1 STUDY TABLE
1200 W x 1200 D x 750 H
Pu White MattPro

2 THREE DRAWER UNIT
450 W x 400 D x 630 H
Pu Steel Mesh Hgl

4 SKIRTING
450 W x 400 D x 100 H
Pu White MattPro



All measurement in mm
1200 W x 1200 D x 750 H

3 OPEN UNIT
WITH ONE PARTITION
600 W x 400 D x 630 H
Pu White MattPro

02 eazy




DETAIL	FINISH	SIZE
1. STUDY TABLE	Pu Quick Silver MattPro	1200 W x 1200 D x 750 H
2. THREE DRAWER	Pu Lavender Bluch Hgl	450 W x 400 D x 630 H
3. OPEN UNIT	Pu Quick Silver MattPro	600 W x 400 D x 630 H
5. SKIRTING	Pu Quick Silver MattPro	450 W x 400 D x 100 H

FIND YOUR INNER PEACE



CONEXT



CRUX



BARE

THE PRAYER UNIT COLLECTION

What you seek is seeking you

Home is a sanctimonious place where we strive for peace to prevail the most. A clear mind brings tranquility, productivity and overall well being to one's life. Every culture and religion may have different spiritual practices, but they all require the devotee to find a place where they can put their energy. Be it an idol worship, chanting the mantras or following a Holy Book, a pious corner in the house assists you in following your tradition easily. Find a prayer unit that fits your home and create your own sanctuary. The prayer units we offer are practical as they come with drawers to keep the reverent things in place so you perform your rituals with ease.

conext



STOP, BREATHE AND JUST BE

The pious environment of the temple produces a psychological effect which helps in achieving the desired objective. To build a stronger spiritual connection with the almighty, it is imperative to find a nook in your home where you can keep your idols so that you can see them often for guidance. Store reverent scriptures, beads, etc., in the pull out drawers below for daily rituals. Illuminate this section with beautiful chandeliers and lay a large ottoman or carpet in front for comfortable and relaxed seating.

01 conext

All measurement in mm
1200 W x 818 H



1
OPEN UNIT
200 W x 360 D x 600 H
Pu Pearl White Hgl

2
TWO SHUTTER UNIT
WITH ROSE GOLD
ALUMINIUM FRAME
800 W x 360 D x 600 H
Clear Glass

3
COUNTERTOP
1200 W x 460 D x 18 H
Brazilian Vertical Walnut
14539 Vnr/Rh

DRAWER
600 W x 460 D x 200 H
Brazilian Vertical Walnut
14539 Vnr/Rh



02 conext



DETAIL	FINISH	SIZE
1. OPEN UNIT	Pu Pearl White Hgl	200 W x 360 D x 600 H
2. TWO SHUTTER UNIT	Rose Gold Frame / Frosted Glass	800 W x 360 D x 600 H
3. COUNTERTOP	Stagger marble 40268	1200 W x 460 D x 18 H
3. DRAWER	Stagger marble 40268	600 W x 460 D x 200 H

~ however small the light, it's better than darkness




CHANNELISE YOUR THOUGHTS

Spirituality is a part of your life that helps you find meaning and purpose in life. The more you grow externally, the more gratitude you tend to feel internally. Create a dedicated space in your abode to close your eyes, perform your rituals and find peace. This elegant double door prayer unit comes with a drawer in the bottom to store essentials like incense sticks, matchbox, Holy books and more. Due to its snug design you can easily fit in any corner of the room and create your own sanctimonious place.

01 CRUX

All measurement in mm
900 W x 800 H



1

TWO SHUTTER
WITH ROSE GOLD
ALUMINIUM FRAME
900 W x 460 D x 600 H
Lacquered Glass-
Champagne


2

DRAWER
WITH J PROFILE HANDLE
900 W x 460 D x 200 H
Pu Pearl White Hgl

~however small the light, it's better than darkness



bare



DISCOVER YOUR PATH

During difficult times, people often look for connections that's beyond the realm of this world. In the greater scheme of things to understand and cope with certain experiences, it helps to have a dedicated corner in your house to perform detailed poojas and aartis. This transparent prayer unit is perfect for idol worship and when the doors are closed after the rituals, you can sit in silence for guided meditation. Adorn this beautiful place with pretty hanging bells and brass lamps to create an ambience for positive energy.

01 bare

All measurement in mm
600 W x 900 H



1

TWO SHUTTER
WITH ROSE GOLD
ALUMINIUM FRAME
600 W x 360 D x 600 H
Clear Glass

2


DRAWER
WITH
ALUMINIUM FRAME
600 W x 360 D x 200 H
PU Pearl White Hgl

3

SKIRTING
WITH ALUMINIUM FRAME
600 W x 335 D x 100 H
PU Pearl White Hgl



02 bare



DETAIL



FINISH

SIZE

DETAIL	FINISH	SIZE
1. TWO SHUTTER WITH ALUMINIUM FRAME	Rose Gold / Frosted Glass	300 W x 460 D x 1950 H
2. DRAWER	Persian Horizontal Walnut	900 W x 460 D x 600 H
3. SKIRTING	Persian Horizontal Walnut	900 W x 68 D x 432 H

~words are not adequate for things

BEAUTY IS SKIN DEEP




THE VANITY UNIT COLLECTION

A woman's sanity lies in her vanity

So you better get the best one. The bathroom is a haven for people with a creative streak because it's an outlet for clarity of thought. Decorate it with furniture pieces that not only organizes your toiletries but also makes your bathroom look premium. These sleek and contemporary vanity units come with mirrors and various storage options like open shelves, closed cabinets and clean countertops making your bathroom a designer's masterpiece.

Our vanity units are manufactured with the best quality material, exquisite laminates and luxurious countertops giving it an edge over the others in the market. Browse through our premium collection and upgrade your bathroom instantly.

plus

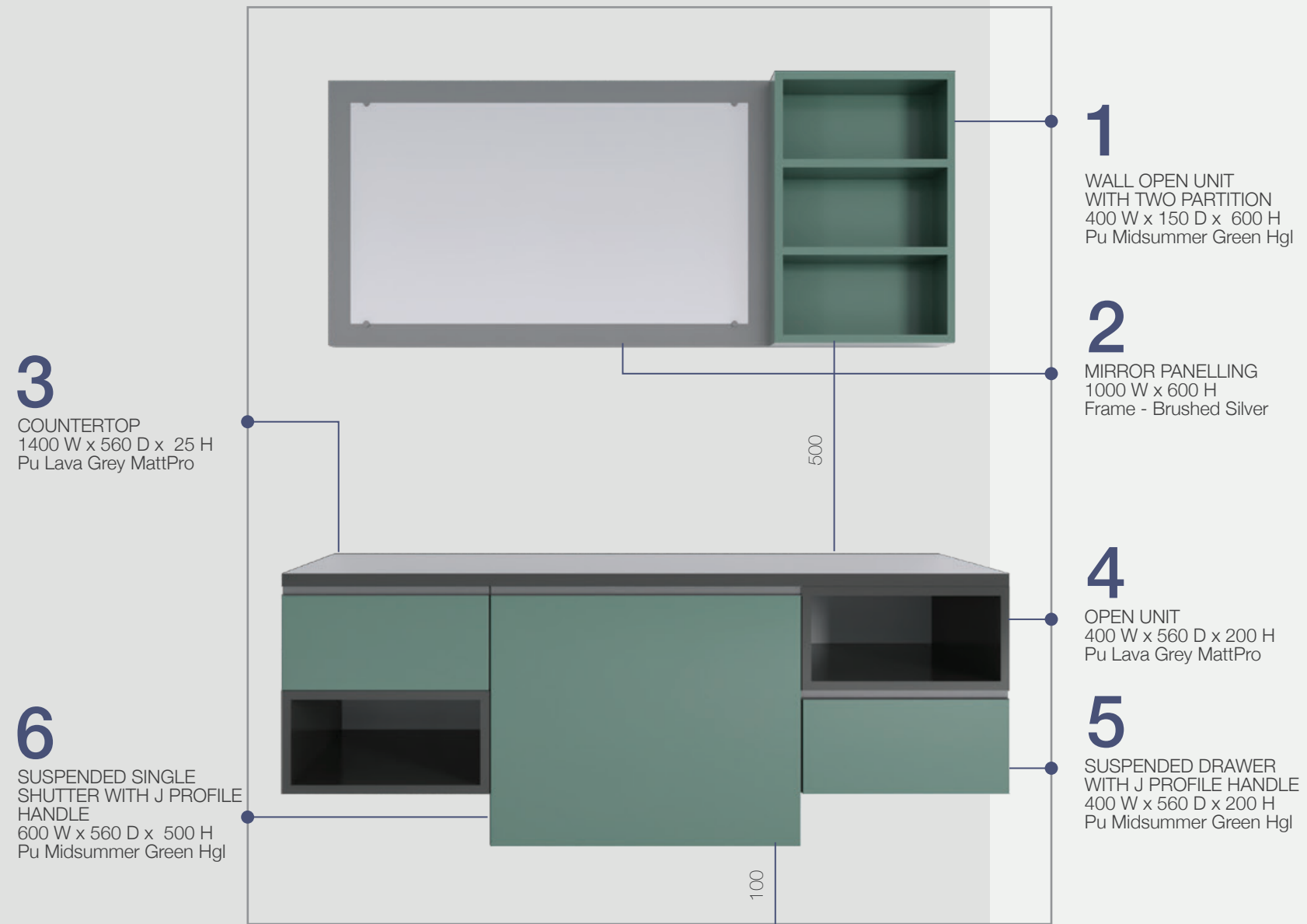


WHERE LUXURY RESTS

Luxury is in the small details. It's the amalgamation of elementary attributes like a clean space, organised room, neat surfaces and sharp lines in design, that emanates a luxurious look and feel in a layout. Reflecting our signature exceptional quality and attention to detail, we have created a unique drawer formation in the bottom cabinet of this fancy vanity to make it stand out. The extensive countertop is easy in daily cleaning activity and arranging everyday toiletries. And the classic mirror on the top unit comes with a set of small shelves on the side for keeping your everyday cosmetics and lotions handy.

01 plus

All measurement in mm
1400 W x 1700 H



02 plus



DETAIL	FINISH	SIZE
1. WALL OPEN UNIT	PU Jersey Grey Hgl	400 W x 150 D x 600 H
2. MIRROR PANELLING	Frame - Black	1000 W x 600 H
3. COUNTERTOP	Cream Marquina Strn/Excl	1400 W x 560 D x 25 H
4. OPEN UNIT	Toledo Ash Syncro/Excl	400 W x 560 D x 200 H
5. SUSPENDED DRAWER	Toledo Ash Syncro/Excl	400 W x 560 D x 200 H
6. SUSPENDED SINGLE SHUTTER	Toledo Ash Syncro/Excl	600 W x 560 D x 500 H

~the body can be a source of wealth if treated right!



REJUVENATE AND RENEW

Filters are great but great skin is better. In the fast changing world of instant food, everyday makeup and caffeinated life, it's important to make a routine that elevates real skin, clean body and healthy hair. As you create your beauty routine in the bathroom, find a vanity where you can arrange your everyday products to achieve your beauty goals and a large mirror that makes the bathroom look spacious. Drawing on versatility, the spacious countertop gives you an option to keep the toiletries separately.

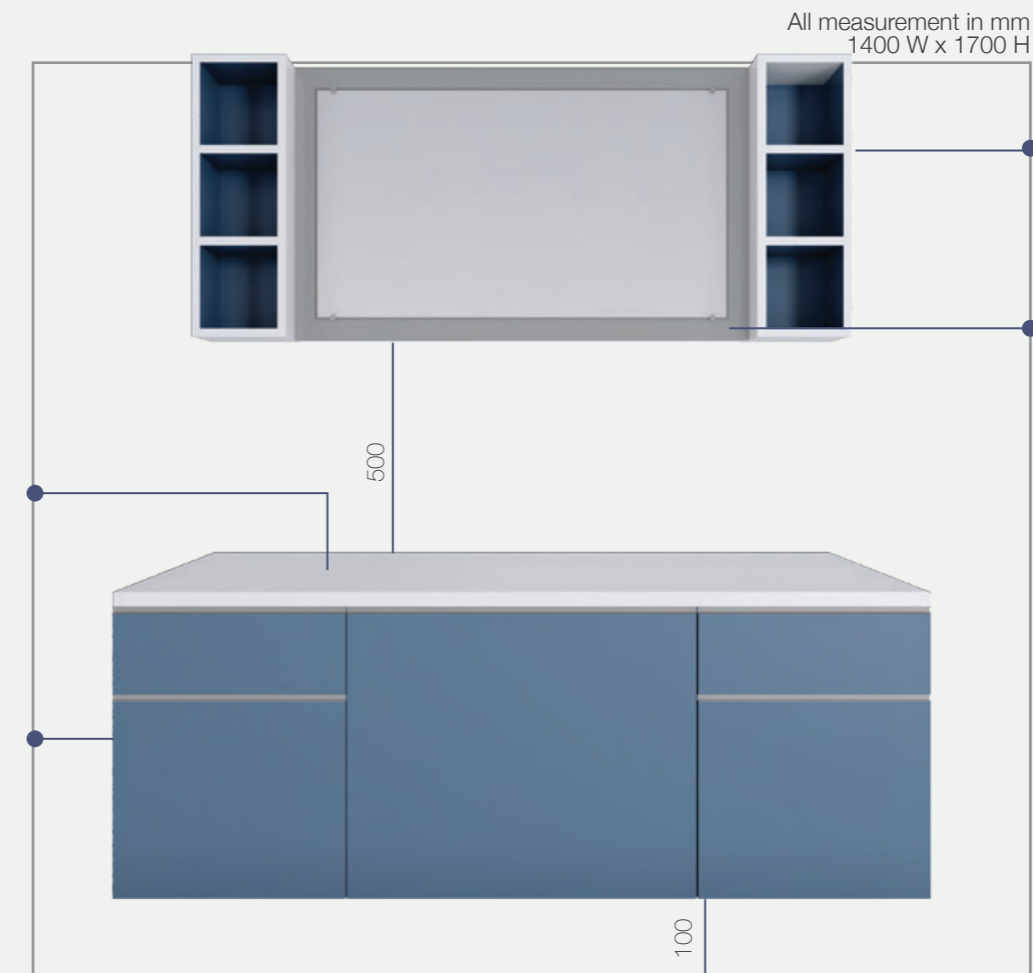
01 amp

3

COUNTERTOP
1400 W x 560 D x 25 H
Pu White Hgl

4

ONE DRAWER
ONE SHUTTER
WITH J PROFILE
400 W x 560 D x 500 H
Pu Harbour Wind Hgl



1

WALL OPEN UNIT
200 W x 150 D x 600 H
Pu White Hgl

2

MIRROR WALL PANELLING
1000 W x 600 H
Frame Brushed Aluminium

02 amp

3

4



1

2

DETAIL	FINISH	SIZE
1. WALL OPEN UNIT	Peanut Sf/Std	200 W x 150 D x 600 H
2. MIRROR WALL PANELLING	Brushed Aluminium	1000 W x 600 H
3. COUNTERTOP	Stagger Marble 40268 Mr+	1400 W x 560 D x 25 H
4. ONE DRAWER ONE SHUTTER	Crescent Acasia Sf/Std	400 W x 560 D x 500 H



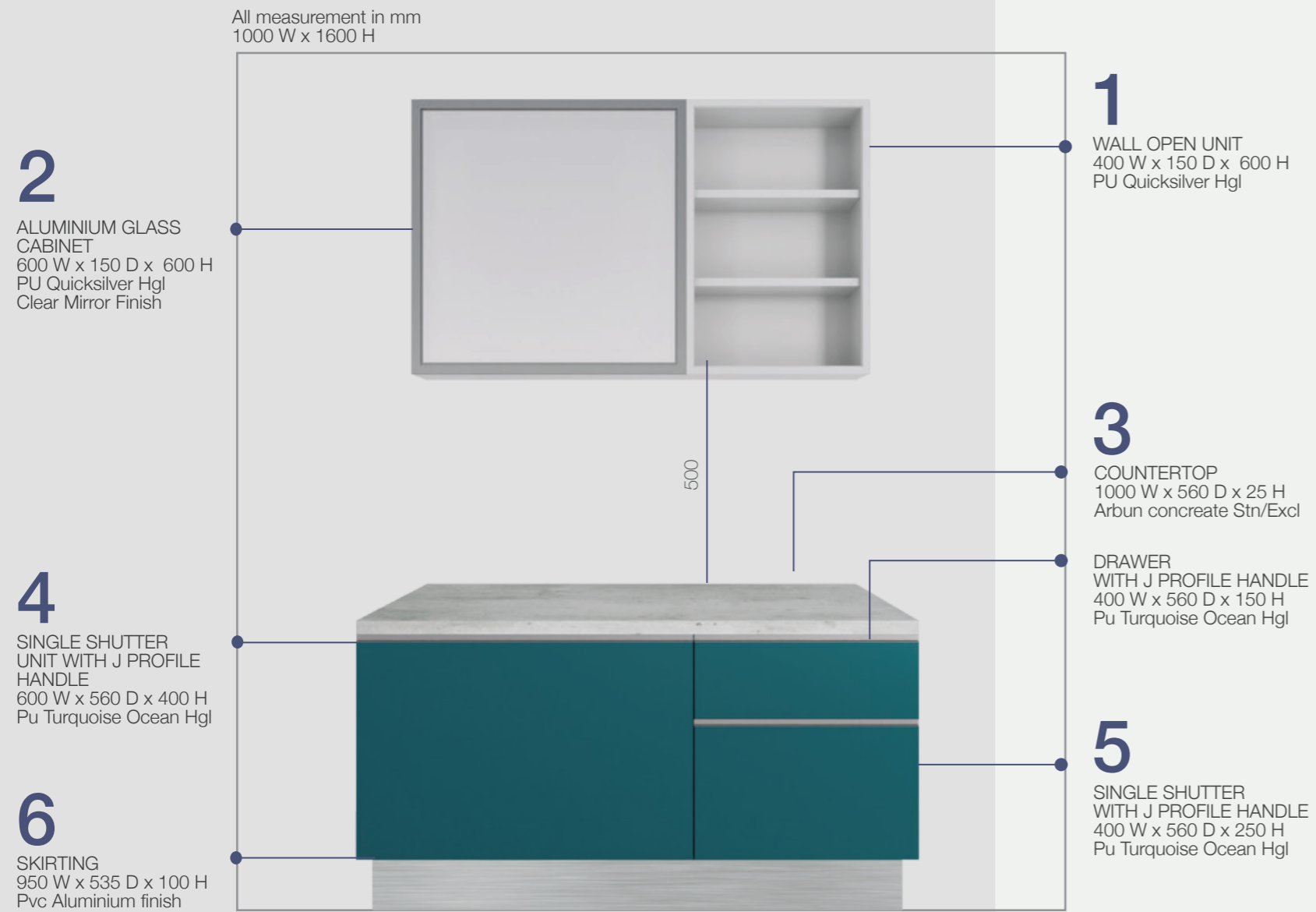
quant



INDULGE IN YOURSELF

Indulgence is not about splurging money but a philosophy that propagates one to focus on the essentials and enjoy it to the fullest. Keeping it classy and clutter free in every aspect of your home, including the bathroom, is now feasible. Explore this modern vanity unit that offers a wide countertop for displaying the toiletries next to the sink for easy access. And a wide cabinet below helps with stocking the extra toiletries and towels for regular use. The most important aspect of the unit is the elegant mirror on the top with the open shelves next to it that are perfect for keeping air fresheners, plants and daily moisturizers.

01 quant



~ everything has beauty, but not everyone sees it



02 quant



DETAIL	FINISH	SIZE
1. WALL OPEN UNIT	Brazilian Walnut Sf/Std	400 W x 150 D x 600 H
2. ALU GLASS CABINET	Black	600 W x 150 D x 600 H
3. COUNTERTOP	Brazilian Walnut Sf/Std	1000 W x 560 D x 25 H
3. DRAWER	Pu Lava Grey Hgl	400 W x 560 D x 150 H
4. SINGLE SHUTTER	Pu Lava Grey Hgl	600 W x 560 D x 400 H
5. SINGLE SHUTTER	Pu Lava Grey Hgl	400 W x 560 D x 250 H
6. SKIRTING	Pvc Aluminium finish	950 W x 535 D x 100 H

NEW SHOES ARE ALWAYS A GOOD IDEA



INX



BLOX



FLEX



STEP



XACT

THE SHOE RACK COLLECTION

If the shoe fits, buy it.

Well, why not? We now have aesthetically designed and easy-to-install shoe racks that will safeguard your premium footwear collection. While shoes are many people's first love, it's storage is often neglected due to lack of good looking shoe racks in the market. To bridge this wide gap, we have designed our units to give your entryway a makeover like never before. Our functional storage cabinets come with matching shelves that can be used to create beautiful artistic corners. Add a dash of drama to the room with the shoe storages that have smooth finishing and plush seating. You can place them in the foyer for an eye catching look or arrange it neatly in your boudoir for a classy effect. Let's browse through our shoe cabinets and find the right fit for you.



linx

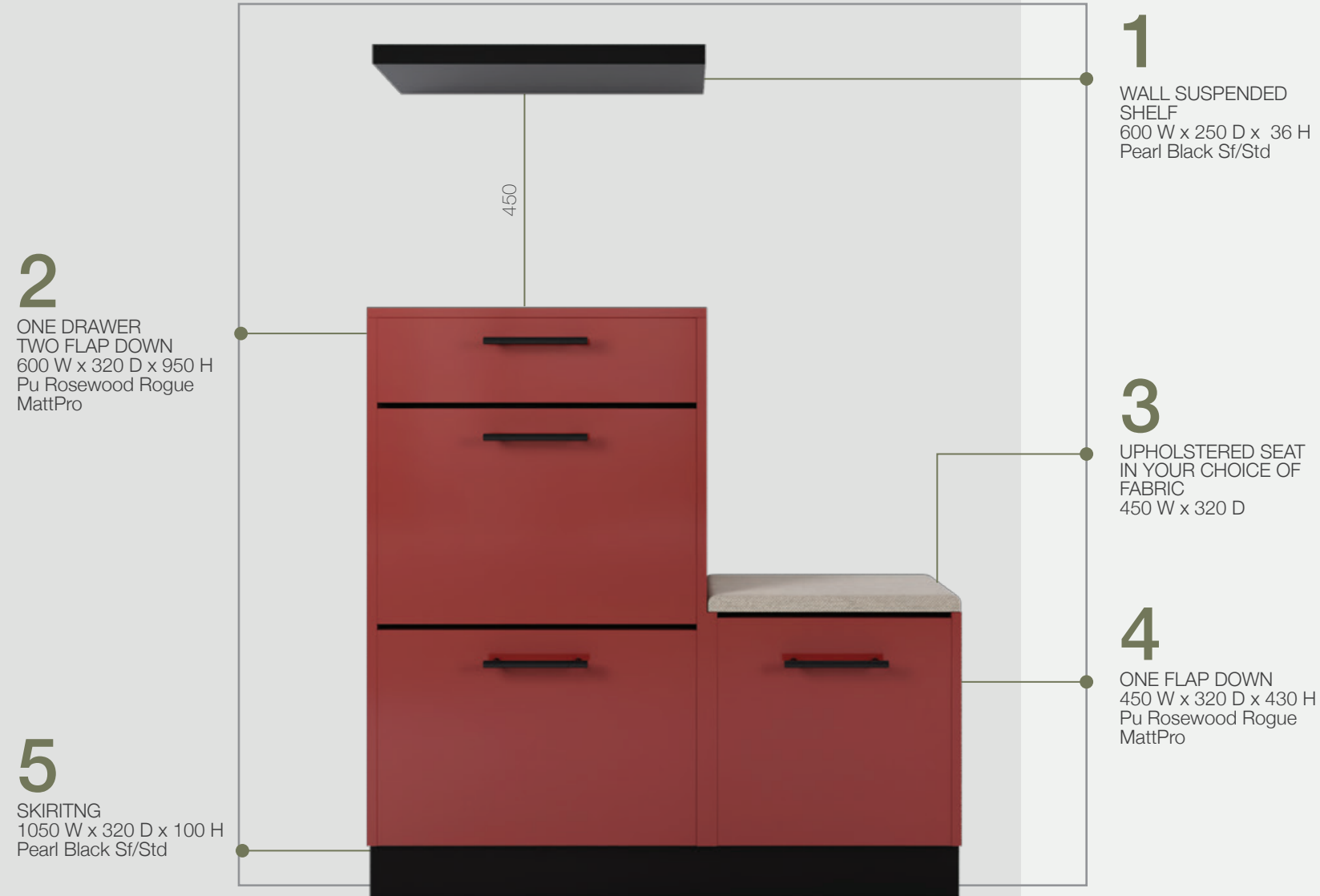


KEEP MOVING FORWARD

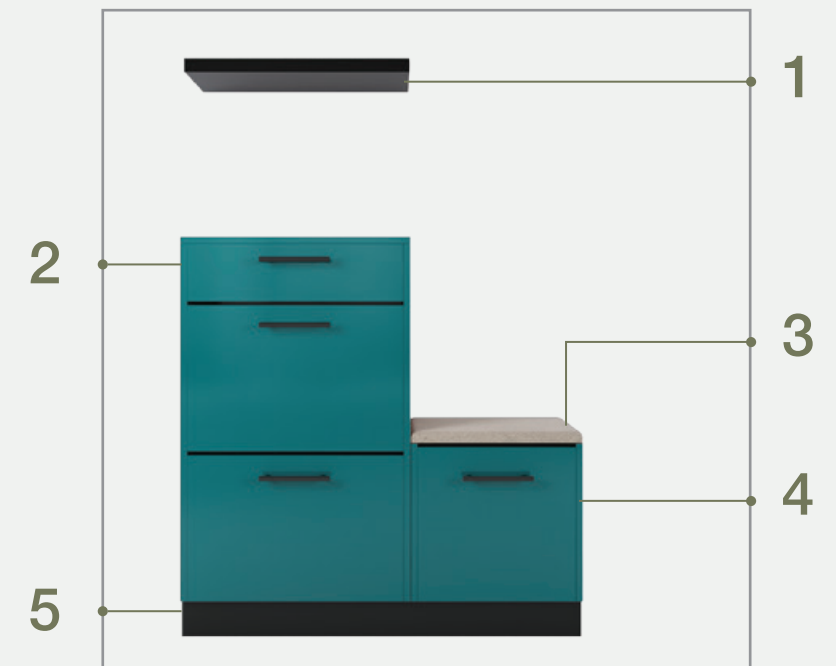
Give a person the right shoes and they can conquer the world. Shoes and heels are your hardest working accessories and the good ones don't come cheap. Don't shove these masterpieces in a big pile in the closet or under the bed, as it deteriorates the shelf life. Storing them well in proper shoe racks will keep them away from sunlight and dust. A well designed cabinet with open fronts allows the air to circulate, keeping them mold-free. This modular cabinet comes with an attached drawer where you can keep your socks, stocking and shoe polish for easy access. Keep some plants and miniatures on the matching floating shelf above to add a bit of glamour to the area.

01
linx

All measurement in mm
1050 W x 1536 H



02
linx



DETAIL	FINISH	SIZE
1. WALL SUSPENDED SHELF	Pearl Black Sf/Std	600 W x 250 D x 36 H
2. ONE DRAWER TWO FLAP DOWN	Adriatic Blue MR+/Excl	600 W x 320 D x 950 H
3. CUSHION	Upholstered Fabric	450 W x 320 D
4. ONE FLAPS DOWN	Adriatic Blue MR+/Excl	450 W x 320 D x 430 H
5. SKIRTING	Adriatic Blue MR+/Excl	1050 W x 320 D x 100 H

~Good shoes take you to great places



step

01
step

All measurement in mm
1500 W x 1350 H



1
THREE FLAP DOWN
450 W x 320 D x 1250 H
Persian Walnut Hor Sf/Std

2
TWO FLAP DOWN
450 W x 320 D x 840 H
Persian Walnut Hor Sf/Std

3
UPHOLSTERED SEAT
IN YOUR CHOICE OF
FABRIC
600 W x 320 D

4
ONE FLAP DOWN
600 W x 320 D x 430 H
Persian Walnut Hor Sf/Std

5
OUTER CARCASS
Persian Walnut Hor Sf/Std

6
SKIRTING
1500 W x 320 D x 100 H
Persian Walnut Hor Sf/Std

02
step



1

2

3

4

5

6

DETAIL	FINISH	SIZE
1. THREE FLAP DOWN	Pu White Mattpro Pu Mangrove Green Mattpro Pu Steel mesh MattPro	450 W x 320 D x 1250 H
2. TWO FLAP DOWN	Pu Mangrove Green Mattpro Pu Steel mesh MattPro	450 W x 320 D x 840 H
3. CUSHION	Upholstered Fabric	600 W x 320 D
4. ONE FLAP DOWN	Pu Steel Mesh MattPro	600 W x 320 D x 430 H
5. OUTER CARCASS	Pu White MattPro	x
6. SKIRTING	Pu White MattPro	1500 W x 320 D x 100 H

INVEST
IN GOOD
SHOES

The right shoes can make a lasting impression. Caring for your precious shoe collection can be a daunting task if you don't have storage in place. Don't let humidity and aridity take a toll on your carefully curated patented leathers. Bring home this versatile shoe cabinet that can easily blend with any decor. Due to its boxy style you can move them around easily and stack them in different corners of the house. Available in units of three, two and one, you can also rearrange the individual units to create as many new designs as you please. Now continue adding more sneakers and heels to your shopping cart as your storage is sorted for good.



blox



COME HOME TO NEW SHOES

A journey of a thousand miles begins with a fabulous pair of shoes. Our shoes bear the maximum weight of our body, so it's important to cover them in the best. When you buy your next pair of sneakers, find them a rack that's apt for longevity instead of letting them lie around the house. A clean and positive home should be devoid of foul smell and dust. Put away the family's footwear in this classy shoe cabinet that not only stores them properly but also makes the layout look presentable. The low height shelves allow even the kids to be independent and the big top shelves are perfect for keeping multiple pairs together. Best suited for a foyer, this unit comes with a bit of vanity with a matching mirror. It never hurts to give yourself one last look before you step out to conquer the world.

01
blox

All measurement in mm
1800 W x 1650 H



~ creativity takes courage



02
blox



DETAIL	FINISH	SIZE
1. WALL MIRROR OUTER CARCASS	Black Aluminium Pu Lava Grey MattPro	900 W x 54 D x 600 H
2. ONE DRAWER TWO FLAP DOWN	Pu Turquoise Ocean MattPro	900 W x 320 D x 150 H
3. CUSHION	Upholstered Fabric	900 W x 320 D
4. ONE FLAP DOWN	Pu Turquoise Ocean MattPro	450 W x 320 D x 400 H
5. SKIRTING	Pu Lava Grey MattPro	1800 W x 320 D x 100 H



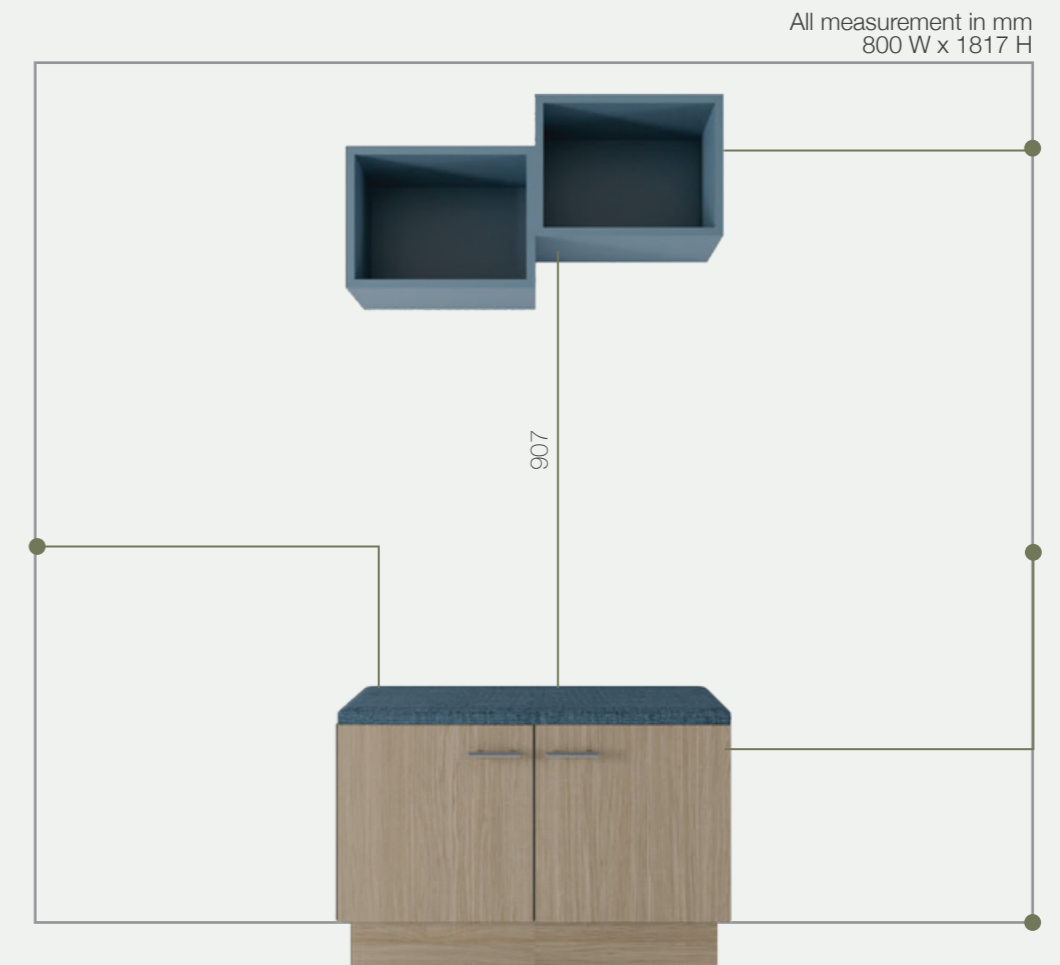
CREATE YOUR STYLE FILE

An artistic person with a flare for sublime aesthetics will not leave any corner of their home unattended. When every nook of your home is embellished with pretty little things, then why not furnish the entry way with an easily portable and small shoe rack for neatly stacking your daily wear shoes. This unit ensures that the hallway doesn't look untidy and messy. The matching open shelves can be adorned with artefacts to make the space look inspired. This set can easily be settled outside the house making a first good impression.

flex

01
flex

3
UPHOLSTERED SEAT
IN YOUR CHOICE OF
FABRIC
800 W x 360 D



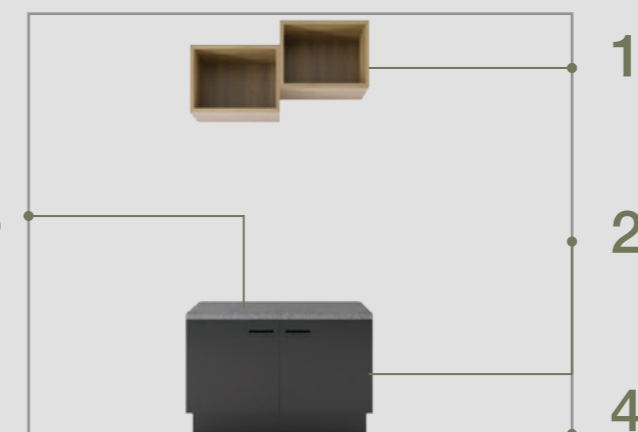
1
OPEN WALL UNIT
400 W x 250 D x 300 H
Pu Steel Mesh Mattpro

2
DOUBLE SHUTTER
WITH HANDLE
800 W x 360 D x 400 H
American Hor Walnut Sf/Std

4
SKIRTING
750 W x 335 D x 100 H
American Hor Walnut Sf/Std

02
flex

3
CUSHION



1

2

4

DETAIL	FINISH	SIZE
1. OPEN WALL UNIT	Valencia Ash Syncro/Excl	400 W x 250 D x 300 H
2. DOUBLE SHUTTER	Valencia Ash Syncro/Excl Shutter - Aryclac (Nero- Nro)	800 W x 360 D x 400 H
3. CUSHION	Upholstered Fabric	800 W x 360 D
4. SKIRTING	Aryclac (Nero- Nro)	750 W x 335 D x 100 H

xact



CHASE DREAMS IN HIGH HEELS

Wear your best pair of high heels on an important day and see your confidence rise instantly. But a girl can never do with just one pair, so bring home a sophisticated shoe cabinet that allows you to appreciate and access your precious shoe collection with ease. Raise your organising standards by arranging them in neat linear shelves so they don't pile over each other messily. You can keep the sneakers and boots in the low rise shelves on the side that's secured with closed doors and topped with a soft cushion for seating. Keeping in mind the complete artistic look, the open shelf above can be filled with pretty accessories.

01 xact

All measurement in mm
1250 W x 1900 H

1

WALL MOUNT OPEN UNIT
800 W x 250 D x 300 H
PU White MattPro

2

SEMI TALL UNIT
WITH J PROFILE HANDLE
450 W x 360 D x 1100 H
PU White MattPro

5

SKIRTING
1200 W X 335 D X 100 H
PU White MattPro



3

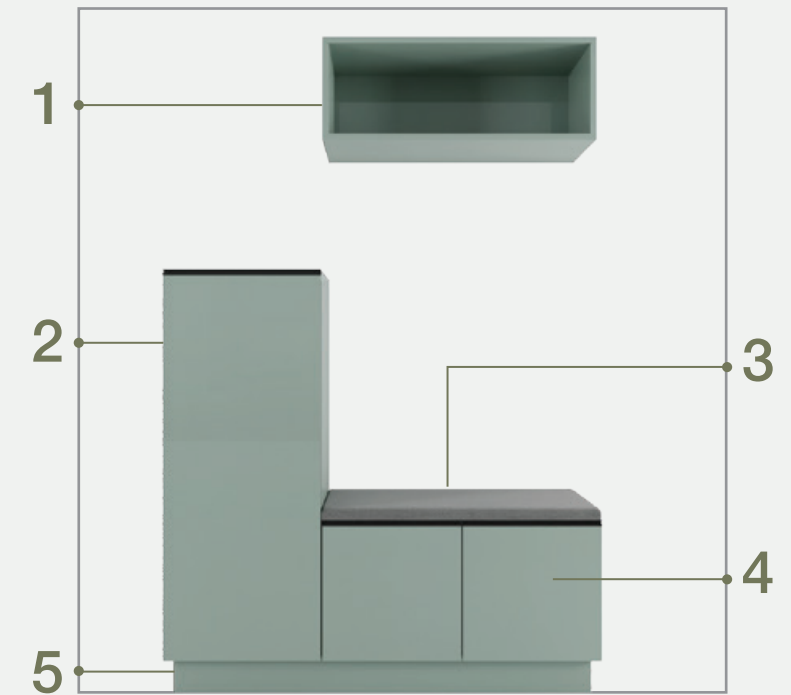
UPHOLSTERED SEAT
IN YOUR CHOICE OF
FABRIC
800 W x 360 D

4

DOUBLE SHUTTER UNIT
WITH J PROFILE HANDLE
800 W x 360 D x 400 H
PU White MattPro


~ there's nothing as too many shoes

02 xact




DETAIL	FINISH	SIZE
1. OPEN UNIT	PU Rhine Stone Hgl	800 W x 250 D x 300 H
2. SEMI TALL UNIT	PU Rhine Stone Hgl	450 W x 360 D x 1100 H
3. CUSHION	Upholstered Fabric	800 W x 360 D
4. DOUBLE SHUTTER UNIT	PU Rhine Stone Hgl	800 W x 360 D x 400 H
5. SKIRTING	PU Rhine Stone Hgl	1200 W x 335 D x 100 H





COLOR MATERIAL FINISHES



FINISHES

WOOD GRAIN LAMINATES MATTE -


STARRED* WOOD GRAIN LAMINATES HIGH GLOSS



Highland Pine



Valencia Ash




Acacia Exodus




Oxford Cherry




Brown Oak




Helsinki Oak Sf




Leon Ash



Auburn Oak




Nice Wood




Arizona Walnut




Walnut Delicacy




Toledo Ash



Meadow Oak




Canadian Walnut




Xvloid Teak




Lime Washed Ash




Aromita Acacia




Wenge




Brazil Hor Walnut



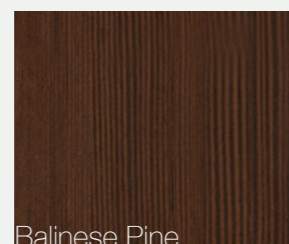
Crescent Acacia




Chelsea Cheshnut anthracite




Mediterranean Oak




Balinese Pine




Montana Walnut




Persian Hor Walnut



Refresh Oak



Malay Cane



Caven Acacia



Canterbury Oak



Hor Oak Scan



American Hor Walnut




Nogal olma Walnut




Hor Wallis Plum




Tirich Lavito Walnut




Pure Oak Hgl





Peconic Chestnut



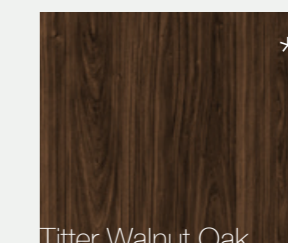
Mansal Hor Walnut Hgl




Thai Teak Hgl




Smoked Rover Oak




Titter Walnut Oak



Nunavut Chestnut



Pure Oak



Siberian Oak



Rustic Dreams

FINISHES

SOLID LAMINATES MATTE

SOLID LAMINATES HIGH GLOSS

Frosty White Hgl Lavender Prairie Green Jaisalmer Pink Dawn

Autumn Leaf Alumina Pearl Blush Smoke Peanut

Dark Citrus Black Currant

Shanqri la Poppy

Misty Grey Pearl Black

Leaf Green 248 sud c Jaisalmer Pink Dawn



Lime Marigold Dark Citrus Parakeet Tan

Champagne Sunflower Saffron Cardinal Red Shanqri la

Pearl White Terracotta Carnival Fiesta Rose Berry Bunch

Silver Grey Poppy Flamingo Pink Enigma Black Currant

Shore Tropical Blue Emerald Adriatic Blue Sapphire

Irish Cream Cappuccino Brown Autumn Leaf Slate

Frosty White Black


~colours speak all languages

FINISHES

SPECIAL LAMINATES




Cream Marquina



Stagger Marble



Livid Krakato



Arbun Concrete



Penumbra Glass



Misty Dream White Hgl



Misty Dream White Hgl



Pearlescent Gray




Tramac Twill




Alumina Pearl Hgl



Dandy Wood




Tanned Marquina



Caldera Marble



Corn Yellow Elegant



Grey Marquina



Estoilo Wood



Steel Pearl Hgl



Steel Frost Hgl



Bermuda Triangle



Shimmera



Carisma Wood



Glitter

FINISHES


PU MATTPRO / HIGH GLOSS



Jersey Grey



Cream Cacao



Orange Rode



Traffic Yellow



Yellow Tulip



Mangroove Green



Cool Water




Turquoise Ocean




Teal Dream




Mid Summer




Red




Rosewood Rogue



Beigerot




Cappuccino



White



Rhine Stone



Retro Avacado



Raseda Green



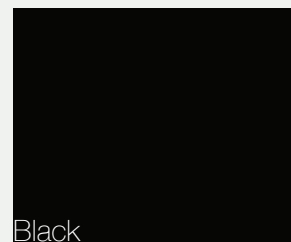
Grey Green



Blue Grey



Lava Grey




Black



Bottled Grape



Quick Silver



Hidden Value



Steel Mesh




Harbour Wind



Burnt Yellow



Titanium Gray



Tortora Wine



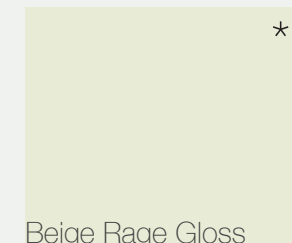
Lavender Blush



Metal Grey



starred* available in High Gloss



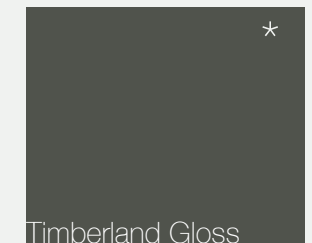
Beige Rage Gloss



Tropics Gloss



Bamboo Groove Gloss



Timberland Gloss



Off White Gloss



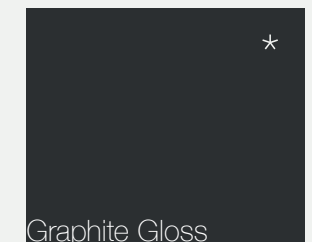
Silver Gloss



Altrosa Gloss



Aubergine Gloss





Graphite Gloss

~life is a matter of choices

FINISHES

ACRYLICS

LACQUERED GLASS



~all you need is a little splash of color

FINISHES

PARTICLE BOARD



GLASS



MIRROR FINISHES




ALUMINIUM FRAME FINISH




~i prefer living in colour

HANDLES


J ALUMINIUM PROFILE HANDLE



SMALL HANDLE



RECESSED HANDLES



PULL GRIP HANDLES




STANDARD HANDLES



ANNEXURE

WARDROBES HINGED	PAGE NO.
URB	13-14
LEVEL	15-16
STRETCH	17-18
TUBE	19-20
TWIST	21-22
DOM	23-24
MODA	25-26
ANGLE	25-26



WARDROBES SLIDING	PAGE NO.
REFLEKT	33-34
PRISM	35-36
BLANC	37-38
APEX	39-40



ENTERTAINMENT UNIT	PAGE NO.
STAX 01/02	47-48
OPTIM 01/02	51-52
CAST 01/02	53-54
LINEAR 01/02	57-58
FLOAT 01/02	59-60
TRACK 01/02	63-64
ANCHOR 01/02	65-66
BOX 01/02	69-70
MATRIX 01/02	71-72
TRIO 01/02	75-76
GRAPH 01/02	77-78
EQUI 01/02	81-82
GRID 01/	83-84
TETRIS 01/02	87-88
AXIOM 01/02	89-90


CROCKERY UNIT	PAGE NO.
CODE 01/02	95-96
COLUMN 01/02	99-100
QUBE 01/02	101-102
FILO 01/02	105-106
CASE 01/02	107-108
BRIT 01/02	111-112
SQUARE 01/02	113-114
ZED 01/02	117-118
MAXIM 01/02	119-120
MOD 01/02	123-124



STUDY UNIT	PAGE NO.
PRO 01/02	127-128
ACE 01/02	131-132
ZEST 01/02	133-134
EAZY 01/02	137-138



VANITY UNIT	PAGE NO.
PLUS 01/02	153-154
AMP 01/02	157-158
QUANT 01/02	161-162



PRAYER UNIT	PAGE NO.
CONEXT 01/02	141-142
CRUX 01/02	145-146
BARE 01/02	147-148

SHOE RACK	PAGE NO.
LINX 01/02	165-166
STEP 01/02	169-170
BLOX 01/02	171-172
FLEX 01/02	175-176
XACT	177-178

DO'S AND DONT'S

WALL MANAGEMENT

Min. 50mm width filler must be used for all cabinets touching the wall.

Don't give fillers beyond 100mm thicknesses as they look bad and waste space.

The wall plaster condition should not be more than 15mm and the wall should not be made of hollow bricks.

Coloured laminate should be used as a finish for all the carcass sides that do not touch the wall.

MODULE

Do not use the module in any other way apart from what it is intended for. Base units to be used for base only and wall units to be used for wall cabinets only. They should not be interchanged.

Align the vertical lines of the base and wall units for better visual appeal.

Push to open drawers facia has a gap of 5mm from the carcass and needs to be pushed exactly in the centre.

Always place the countertop module over the base module. Countertop depth must always be until shutter level for seamless look. For push to open modules, it should be extended by 5mm.

Do not over load the wall mount cabinets.

SKIRTING

Skirting to be placed under all floor standing units based on the height required.

If there is an existing tile skirting at site, there is no need to break it. Reduce the skirting depth from back or side to fit the cabinet skirting.

MISCELLANEOUS

Add a hardware packet as a default for all projects.

The maximum dimension of any panel should be 8'x4'.

WARRANTY

PRODUCT

Shutter, Cabinet, Carcass including Hardware and Accessories

WARRANTY PERIOD

10 Years

REMARKS

Covers BWP Plywood, BWR Plywood and Commercial Plywood, HDHMR; Covers against de-lamination and edgeband peeling

EXCEPTION

Does NOT cover damage caused by misuse, negligence, normal wear and tear. Only bends that are >3mm will be attended by Beautiful Homes. Rusting is NOT covered under warranty. Customers are advised to not use household cleaning agents, chemical sprays, etc.

PRODUCT

Shutter, Cabinet, Carcass including Hardware and Accessories

WARRANTY PERIOD

5 Years

REMARKS

Covers all other finishes and all other core materials (MDF, Particle Board). Covers against delamination and edgeband peeling.

EXCEPTION

Does NOT cover damage caused by misuse, negligence, normal wear and tear; Only bends that are >3mm will be attended by Beautiful Homes. Rusting is NOT covered under warranty. Customers are advised to not use household cleaning agents, chemical sprays, etc.

PRODUCT

Switches, Lights, other electrical installation

WARRANTY PERIOD

Manufacturer's Warranty

REMARKS

Labour charges of Rs. 500 will be charged for any replacement.

EXCEPTION

Wiring inspection to be done by customer during handover and issues, if any, will be rectified.

BEAUTIFUL HOMES DOES NOT WARRANT AGAINST AND IS NOT RESPONSIBLE FOR:

Any condition of the product attributable to OR any damage to products caused by any of the following:

1. Wear and tear suffered through normal use (including scratches, dents, and cuts) or damage caused by impacts or accidents or mishandling.
2. Bends in Shutter will be deemed to be within allowed company standards as per the below table:
<900 mm: Upto 3mm, 900-1500 mm: Upto 8 mm, 1500-2400 mm: Upto 12 mm
3. Rusting of channels, hinges, and other metallic parts. These could be damaged due to household chemicals and sprays or due to humidity or moisture or leakage of water on the material, hence care to be taken while using such products around hardware and accessories.
4. Water leakage and seepage within the building structure and continuous dampness of the surface beyond:
 - a. (72 two) hours for BWP grade plywood (IS710);
 - b. (48 eight) hours for BWR grade plywood (IS303);
 - c. (24 four) hours for exterior grade PB and HDHMR materials.
5. Degradation, discoloration, damage, fading, etc. in color, grain, or texture of natural wood materials, laminates, and other materials due to exposure to intensive or excessive light, sunlight, moisture or heat or other environmental factors. Damage or stains due to water leakage and/or seepage.
6. Use of inappropriate chemicals, detergents, abrasives, or other inappropriate cleaning agents that can damage the wooden surface of the products or rust accessories.
7. Mistreatment, negligent use, misuse, insufficient, or improper care (including but not limited to exposure to harsh weather conditions).
8. Alterations, modifications, or use of products which are beyond or inconsistent with supplied product instructions and/or not been authorized by Beautiful Homes.

GET TO KNOW US BETTER



Copyright@2022 Asian Paints Limited

All rights reserved. no parts of this publication may be reproduced, distributed, or transmitted in any form or by any means, including photocopying, recording, or other electronic or mechanical methods, without the prior written premission of the publisher.

LET YOUR HOME GROW

Book your design consultation with us

<https://www.beautifulhomes.com/interior-design-services.html>

END TO END SERVICES ON YOUR FINGERTIPS

Scan code to access digital copy



THERE'S MORE WHERE THAT CAME FROM!



<https://www.instagram.com/beautifulhomes.india/>



<https://www.youtube.com/BeautifulHomes>



<https://www.facebook.com/beautifulhomesindia/>



<https://www.beautifulhomes.com/>

VISIT YOUR NEAREST BEAUTIFUL HOMES STORE :

AP Beautiful Homes Furniture &
Paint Store for House Decoration - Asian Paints

