


 BEAUTIFUL
HOMES SERVICE
with asianpaints

CANVAS OF POSSIBILITIES

Royale Wardrobes

röyale
furniture by  asianpaints





Your home is a sanctuary for wellness and comfort; it's where memories are built, and gatherings are hosted. It's a canvas that can be reimagined and redesigned at every phase of your life.

The Royale Wardrobe series has been designed keeping in mind the urban sensibilities of homeowners. For those who seek a space that's both aesthetically pleasing and functional, this series offers a wide range of styles from contemporary to classical, modern to traditional—exploring design quotients for aspirational living.

Designed with usability in mind, the Royale Wardrobe series by Asian Paints offers a comprehensive solution for homeowners seeking wardrobes that blend adaptability, functionality, style, and personalization.

So step into a world of endless possibilities and elevate your living space with this exquisite collection.

Forget the mundane, embrace the exquisite

Conceived for the purists and aficionados, the Royale Wardrobe collection by Asian Paints brings to you an exquisite range of wardrobes, unlocking a realm of endless possibilities. Embracing premium finishes and steeped in high craftsmanship, they boast designs that harmonize seamlessly with the latest global trends.

Gone are the days of mundane, space-consuming structures; the Royale wardrobes emerge as captivating centerpieces that blend effortlessly with any interior style. What sets them apart is the opportunity to transform their shutters into unique artistic canvases, offering a myriad of finishes, fabrics and modular options to choose from. Experience the epitome of refinement and step into a world where your wardrobe becomes a work of art.



01 Unique designs

Exclusively designed to complement the interiors of an Indian home. Inherently artistic and captivating shutter designs are a key feature of this series.



02 Personalized for you

Curate a wardrobe by creating bespoke combinations from a variety of styles and modular appendages, for your space.



03

Setting trends


Intertwining style and functionality, the Royale collection harmoniously blend current design trends with ergonomic solutions, catering to diverse lifestyle needs with utmost finesse.



04

Meticulously manufactured

The Royale collection is meticulously crafted from the finest of materials, utilizing state-of-the-art technology to ensure lasting durability against weather elements and daily stresses.



05

All about details

Every wardrobe has been artfully designed with seamless integration of materials and utilitarian features evoking a stimulating and memorable experience for the user.

Indulge in the enchanting world of Royale

Step into a world where elegance meets modern design solutions, a collection that lures

you to explore the very heights of aesthetic wonder. Royale brings to you a treasure trove of contemporary design solutions, each an impeccable match for a myriad of interior design styles.

The Royale category possesses an innate aspirational quotient, adorning spaces with its design-forward grace, while offering an array of options within the sphere of budget-friendly indulgence. These collections have

been meticulously crafted, drawing inspiration from extensive research, and guided by the invaluable feedback of esteemed industry stakeholders, visionary architects, and inspired interior designers.

The Royale collection is a testament to our obsession with quality. Our creative zeal and a persistent commitment towards new age design, has endeared us to generations of patrons over the years.



For seekers of refined living

In a realm where the ordinary fades away, there are those who yearn for design that transcends time. They are the seekers of elegance, the connoisseurs of refined living. With a keen eye for the latest trends in interior design, they aspire to create living spaces that reflect their discerning taste and modern sensibilities.

The Royale category was conceptualized to cater to such sophisticated homeowners. People who don't want to be bound by the limitations of traditional carpentry, and would cherish collaborating with seasoned professionals, who bring with them a wealth of industry experience and a commitment to manufacturing excellence.



Index

Ezzence Series **09**

Espalier Series **17**

Striate Series **23**

Empyreal Series **31**

Contour Series **39**

The Avant Garde Series **45**

Shutter Specifications **59**

Carcass **79**

Loft **96**

Add On Modules **98**

Add On Accessories **104**


Materials Galore **107**

Discover an extraordinary living experience with the Royale Wardrobes

Within the tapestry of interior design, where dreams find their expression in hues and textures, one piece of furniture reigns supreme - the wardrobe. Anchored within the sanctuary of the bedroom, it bridges the physical and visual realms, forging an intimate bond with homeowners.

The Royale collection is our symphonic ode to wardrobes - an endeavour to raise their stature from mere pieces of furniture to bespoke experiences that become a cause of delight for homeowners. A fusion of expertise, artistry and imagination, each meticulously crafted wardrobe becomes a gateway to indulgence, luxury and a new way of life.

This catalogue is an invitation to immerse yourself in the tactile delights, the sumptuous aesthetics, and the transcendent allure of the Royale wardrobes, and discover a world where craftsmanship and creativity intertwine to create an extraordinary living experience.



Embrace the Elegance of Rhythm

Ezzence Series





Ezzence Series

Serene and tranquil, the Ezzence series is inspired by the philosophy of Zen, that helps lend a meditative touch to your space. The calming cadence of concentric grooves make for wardrobes that embody tactility, simplicity and minimalism while appealing to a modern sensibility. With a subtle flourish of rhythmic lines, the Ezzence series is all about creating an environment of peace and relaxation for you.



RIPPLE (H)

Step into your inner sanctuary with the Ripple, featuring a shutter designed to bring the calming philosophy of Zen into your bedroom. Its subtle concentric grooves create a classy texture, while the antique brass handle adds a vintage touch. This wardrobe is a nod to those looking for style and a sense of serenity.

Shutter Code APBHS004RIP_HW

Handle Finish Antique Brass


Available Shutter Configuration 2-Door Shutter
4-Door Shutter

Shutter Finish Burnt Yellow (Matt Pro) &
Rhine Stone (Matt Pro)

Skirting Finish Rhine Stone (Matt Pro)

*Door combinations are available in even configuration.
*Handle shown in the image is just for reference.
Handle availability is subject to market availability.

Handle Detail




Wrap your hands around classic craftsmanship with the antique brass handle. It effortlessly adds a touch of vintage charm and captivates with its soothing feel and style.

Hinge Door Configuration



2 Door Shutter




4 Door Shutter

 Burnt Yellow (High Gloss)

Alternative Finish Combinations



 Tortora Wine (High Gloss)



 Lava Grey (High Gloss)



 Cream Cacao (High Gloss)



 Teal Dream (High Gloss)



 Rhine Stone (High Gloss)



ROB (H)

A perfect blend of modern aesthetics fused with Zen-inspired details, Rob exudes a calming aura with its clean lines and vertical grooves. Details that serve as the cornerstone of this wardrobe offer a black matt handle that adds a touch of sophistication. If you're a minimalist in the quest for serenity, bring home Rob.

Shutter Code APBHS004ROB_HW

Handle Finish Matt Black

Available Shutter Configuration
 1-Door Shutter
 2-Door Shutter
 3-Door Shutter

Shutter Finish Clear fluted glass with
 Burnt Yellow HG &
 Frosted glass with
 Burnt Yellow HG

Skirting Finish Tahiti Samoa Teak 10803

*Door combinations are available in even and odd configuration.
 *Handle shown in the image is just for reference.
 Handle availability is subject to market availability.

Handle Detail



The matt black handle adds a touch of sophistication seamlessly complementing the characteristic finesse and the minimalism of the wardrobe.

Hinge Door Configuration



1 Door Shutter

2 Door Shutter

3 Door Shutter

■ Lava Grey (High Gloss)
 ■ Brown tinted fluted glass

Alternative Finish Combinations



■ Rhine Stone (Matt Pro)
 ■ Frosted glass



■ Cream Cocoa (Matt Pro)
 ■ Brown tinted fluted glass



■ Tortora Wine (High Gloss)
 ■ Brown tinted fluted glass



■ Lava Grey (High Gloss)
 ■ Brown tinted fluted glass



■ Teal Dream (High Gloss)
 ■ Brown tinted fluted glass



ROB (S)

A perfect blend of modern aesthetics fused with Zen-inspired details, Rob exudes a calming aura with its clean lines and vertical grooves. Details that serve as the cornerstone of this wardrobe offer a black matt handle that adds a touch of sophistication. If you're a minimalist in the quest for serenity, bring home Rob.

Shutter Code APBHS004ROB_SS

Handle Finish Matt Black

Available Shutter Configuration 2-Door Shutter
3-Door Shutter

Shutter Finish Brown tinted fluted glass with Rhine Stone (High Gloss)

Skirting Finish Tahiti Samoa Teak

*Door combinations are available in even and odd configuration.

*Handle shown in the image is just for reference.
Handle availability is subject to market availability.

Handle Detail



The matt black handle adds a touch of sophistication seamlessly complementing the characteristic finesse and the minimalism of the wardrobe.

Sliding Door Configuration



2 Door Shutter



3 Door Shutter

- Brown tinted fluted glass
- Turquoise Ocean (Matt Pro)
- Rhine Stone (Matt Pro)

Alternative Finish Combinations



- White fluted glass
- Jersey Grey (High Gloss)



- Brown tinted fluted glass
- Tortora Wine (High Gloss)



- Frosted glass
- Teal Dream (High Gloss)

Experience the Echoes of Nature

—
Espalier Series





Espalier Series

As the namesake suggests, the series takes its cues from the elegant and timeless espalier shrubs. With their graceful lines and beautiful form, these plants have been the inspiration for some of the world's most stunning gardens. Now, you can bring the same beauty that combines the intricate motifs and beautiful organic patterns, into your home with our espalier-inspired wardrobes.



FOLI (H)

Since time immemorial, nature and its elements have intrinsically made their way into our homes, leaving their influences on decor. With suggestive embellishments of natural patterns of espalier shrubs on its shutter and a hint of opulence in its gold plated handle, the Aura is perfect for homeowners who are nature lovers.

Shutter Code APBHS004FOL_HW

Handle Finish PVD Gold

Available Shutter Configuration 1-Door Shutter
2-Door Shutter
3-Door Shutter

Shutter Finish Green Grey (Matt Pro) & white frosted glass

Skirting Finish Green Grey (Matt Pro)

*Door combinations are available in even and odd configuration.
*Handle shown in the image is just for reference.
Handle availability is subject to market availability.

Handle Detail



A hint of opulence is evident in the gold plated handle giving an ornate quality to the wardrobe while contrasting beautifully with its nature-inspired theme.

Hinge Door Configuration



1 Door Shutter

2 Door Shutter

3 Door Shutter

Turquoise Ocean (Matt Pro)

Alternative Finish Combinations



Grey Green (High Gloss)



Jersey Grey (High Gloss)



Turquoise Ocean (High Gloss)



Steel Mesh (High Gloss)



Lava Grey (High Gloss)



AURA (H)

Since time immemorial, nature and its elements have intrinsically made their way into our homes, leaving their influences on decor. With suggestive embellishments of natural patterns of espalier shrubs on its shutter and a hint of opulence in its gold plated handle, the Aura is perfect for homeowners who are nature lovers.

Shutter Code	APBHS004AUR_HW
Handle Finish	PVD Gold
Available Shutter Configuration	1-Door Shutter 2-Door Shutter 3-Door Shutter
Shutter Finish	Rhine Stone (High Gloss)
Skirting Finish	Rhine Stone (High Gloss)

*Door combinations are available in even and odd configuration.
*Handle shown in the image is just for reference.
Handle availability is subject to market availability.

Handle Detail



A hint of opulence is evident in the gold plated handle giving an ornate quality to the wardrobe while contrasting beautifully with its nature-inspired theme.

Hinge Door Configuration




1 Door Shutter

2 Door Shutter

3 Door Shutter

Lava Grey (High Gloss)


Alternative Finish Combinations



Lava Grey (High Gloss)



Teal Dream (High Gloss)



Grey Green (High Gloss)



Steel Mesh (Matt Pro)



Rhine stone (High Gloss)

Invest in Timeless Sophistication

—
Striate Series





Striate Series

Inspired by the crisp movement of lines, the Striate series is a nod to geometry and linearity. The wardrobe is perfect for homeowners who admire simplicity and are seeking a contemporary revamp to their space.



BERTA (H)

Inspired by the graceful dance of vertical and slanting straight lines, Berta emanates an aura of simplicity and restrained boldness. This captivating wardrobe, decked with a PVD gold plated handle, brings a contemporary touch to living spaces and is crafted for the souls who crave clutter free interiors.

Shutter Code APBHS002BER_HW

Handle Finish PVD Gold


Available Shutter Configuration 2-Door Shutter
4-Door Shutter

Shutter Finish Jersey Grey

Skirting Finish Jersey Grey

*Door combinations are available in even configuration.
*Handle shown in the image is just for reference.
Handle availability is subject to market availability.

Handle Detail



Decked with a PVD gold plated handle, this captivating wardrobe evokes an aura of simplicity, beauty and restrained boldness.

Hinge Door Configuration



2 Door Shutter



4 Door Shutter

Cream Cacao (Matt Pro)

Alternative Finish Combinations



Teal Dream (Matt Pro)



Rhine Stone (Matt Pro)



Cream Cacao (Matt Pro)



Turquoise Ocean (Matt Pro)



Tortora Wine (Matt Pro)




AVIV (H)

Steeped in simplicity, the Aviv transcends mere furniture to embody an exquisite blend of artistry and modern allure. Inspired by the graceful interplay of straight lines and subtle inflections, its design ignites a passion within those who seek poetic harmony in their living spaces. With its seamless handle, delicately grooved into the very essence of its being, Aviv whispers to urban dwellers who want to indulge in a realm of unmatched sophistication.

Shutter Code	APBHS002AVI_HW
Handle Finish	Grooved
Available Shutter Configuration	1-Door Shutter 2-Door Shutter 3-Door Shutter
Shutter Finish	Membrane AEX 1101
Skirting Finish	Auburn Bristling Walnut

*Door combinations are available in even and odd configuration.
*Handle shown in the image is just for reference.
Handle availability is subject to market availability.

Handle Detail



With a handle that is discreetly blended into the shutter body, the wardrobe is perfect for those who have a thing for the suave and the sophisticated.

Hinge Door Configuration



1 Door Shutter 2 Door Shutter 3 Door Shutter

AEX 1108

Alternative Finish Combinations



AEX 1108



AEX 1502



AEX 1101



AEX 1225



AEX 1223



AVIV (S)

Steeped in simplicity, the Aviv transcends mere furniture to embody an exquisite blend of artistry and modern allure. Inspired by the graceful interplay of straight lines and subtle inflections, its design ignites a passion within those who seek poetic harmony in their living spaces. With its seamless handle, delicately grooved into the very essence of its being, Aviv whispers to urban dwellers who want to indulge in a realm of unmatched sophistication.

Shutter Code	APBHS002AVI_SS
Handle Finish	Grooved
Available Shutter Configuration	2-Door Shutter 3-Door Shutter
Shutter Finish	Membrane AEX 1101
Skirting Finish	Auburn Bristling Walnut

*Door combinations are available in even and odd configuration.

*Handle shown in the image is just for reference.
Handle availability is subject to market availability.

Handle Detail



With a handle that is discreetly blended into the shutter body, the wardrobe is perfect for those who have a thing for the suave and the sophisticated.

Sliding Door Configuration



2 Door Shutter



3 Door Shutter

AEX 1502

Alternative Finish Combinations



AEX 1119



AEX 1223

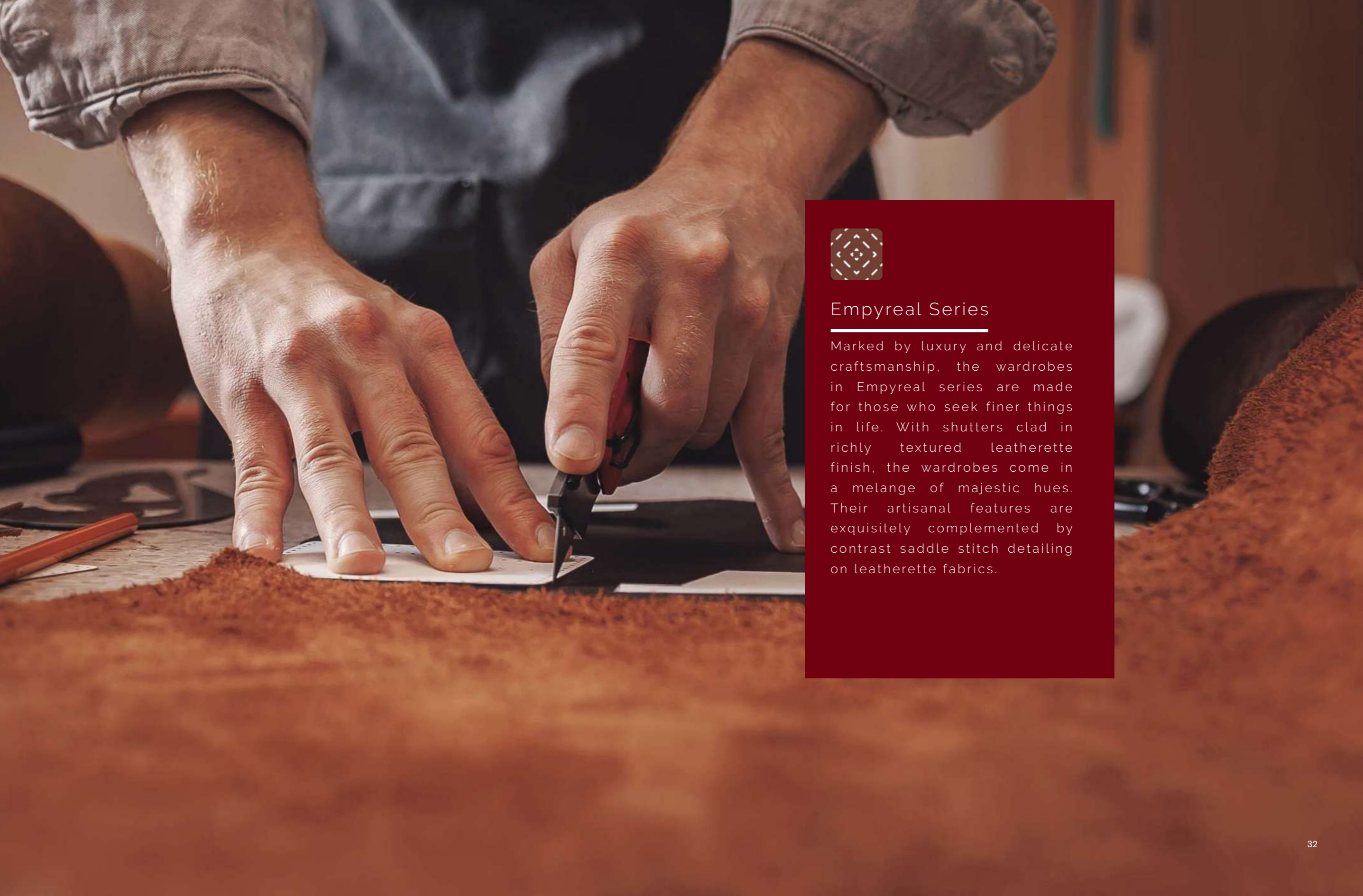


AEX 1166

Indulge in Luxury

Empyreal Series





Empyreal Series

Marked by luxury and delicate craftsmanship, the wardrobes in Empyreal series are made for those who seek finer things in life. With shutters clad in richly textured leatherette finish, the wardrobes come in a melange of majestic hues. Their artisanal features are exquisitely complemented by contrast saddle stitch detailing on leatherette fabrics.



OBERON (H)

Behold the majestic Oberon wardrobe, a regal masterpiece cloaked elegantly in soft leatherette fabrics. Adorned with a contrasting saddle stitch detailing, Oberon is a testament to detailed craftsmanship. Its arch-shaped cross-section gracefully accentuates the juxtaposition of textures, while its matt black handle adds a touch of modern elegance.

Shutter Code APBHS001OBE_HW

Handle Finish Matt Black


Available Shutter Configuration 2-Door Shutter
4-Door Shutter

Shutter Finish APF21VELLO10 with APF21VELLO03

Skirting Finish Auburn Bristling Walnut 11655

*Door combinations are available in even configuration.
*Handle shown in the image is just for reference.
Handle availability is subject to market availability.

Handle Detail



The handle comes with a matt black finish. Designed with impeccable craftsmanship and detailing, the handle adds a touch of modern elegance to the wardrobe.

Hinge Door Configuration



2 Door Shutter



4 Door Shutter

Vellor02
Vellor06

Alternative Finish Combinations



Vellor05
Vellor02



Vellor05
Vellor33



Vellor03
Vellor10



Vellor02
Vellor06



Vellor17
Vellor10



CABANNA (H)

Cabanna is an embodiment of understated regality; it's where opulence meets subtlety. The wardrobe showcases matt black handles and windowpane chequers draped in soft and luxurious leatherette, sure to be a conversation starter. Cabanna will entice those who seek harmony, refinement and edgy aesthetics.

Shutter Code APBHS001CAB_HW

Handle Finish Matt Black

Available Shutter Configuration 1-Door Shutter
2-Door Shutter
3-Door Shutter

Shutter Finish APF2IVELLO10 with
APF2IVELLO03

Skirting Finish Auburn Bristling
Walnut 11655

*Door combinations are available in even and odd configuration.
*Handle shown in the image is just for reference.
Handle availability is subject to market availability.

Handle Detail



With a matt black handle that exudes contemporary elegance, this wardrobe entices homeowners who seek a harmonious blend of refinement and edgy aesthetics.

Hinge Door Configuration



1 Door Shutter

2 Door Shutter

3 Door Shutter

Vello03

Alternative Finish Combinations



Vello16



Vello17



Vello05



Vello33



Vello10



OBERON (S)

With a shutter swathed in supple leatherette fabric, the Oberon is an ode to luxury. Its exquisite saddle stitch detailing exemplifies the art of delicate craftsmanship, while the sliding shutter mechanism offers a smooth, whisper quiet usage. Embellished with a sleek matt black handle, the Oberon is meant for those who seek contemporary refinement.

Shutter Code APBHS001OBE_SS

Handle Finish Matt Black

Available Shutter Configuration 2-Door Shutter

Shutter Finish APF21VELLO07 with APF21VELLO06

Skirting Finish Rhine Stone (Matt Pro)

* Door combinations are available in even configuration.
 *Handle shown in the image is just for reference.
 Handle availability is subject to market availability.

Handle Detail



The handle is adorned with a stylish matt black coating. Crafted with utmost precision and intricate design, it brings a modern and refined touch to the wardrobe.

Sliding Door Configuration



2 Door Shutter

Vellor06
 Vellor02

Alternative Finish Combinations



Vellor16
 Vellor02



Vellor02
 Vellor17



Vellor17
 Vellor10

Elevate your Decor

Contour Series





Contour Series

Of nuanced curves and articulated meanders, every shutter in this series is a bespoke attempt to visually break away from the monolithic monotony of a typical wardrobe. The shutters in this series don't just thrive in their poetic semblance, but go step further and allow for a seamless integration of varied finishes, materials and textures.





BLOOM (H)

Bewitching in its appearance, Bloom's exquisite facade boasts the simplicity of plain plywood with a captivating foreground of intricately textured lattice, delicately curved to entice the senses. Its alluring aesthetics embrace functionality with modular options like a loft to store seasonal belongings, and additional shelves and drawers to tuck in items of daily use.

Shutter Code APBHS003BLO_HW

Handle Finish PVD Gold

Available Shutter Configuration
1-Door Shutter
2-Door Shutter
3-Door Shutter

Shutter Finish Rhine Stone (High Gloss)

Skirting Finish Rhine Stone (High Gloss)

*Door combinations are available in even or odd configuration.
*Handle shown in the image is just for reference.
Handle availability is subject to market availability.

Handle Detail



The finish of PVD gold gives the handle a timeless appeal while showcasing mesmerizing aesthetics and beautiful ergonomics.

Hinge Door Configuration



1 Door Shutter

2 Door Shutter

3 Door Shutter

Burnt Yellow (High Gloss)

Alternative Finish Combinations



Steel Mesh (Matt Pro)



Teal Dream (Matt Pro)



Steel Mesh (High Gloss)



Lavender Blush (Matt Pro)



Cream Cacao (High Gloss)



CRESCENT (H)

A masterpiece of harmony and craftsmanship, the Crescent presents a canvas of subtle charm. Its delicate curves, gracefully etched and interlaced, form a riveting textured lattice, transporting one into a world of enchantment. This modular marvel offers versatility, allowing for the addition of a loft and a dresser furnished with drawers.

Shutter Code APBHS003CRE_HW

Handle Finish PVD Gold

Available Shutter Configuration 2-Door Shutter
4-Door Shutter

Shutter Finish Jersey Grey (High Gloss)

Skirting Finish Jersey Grey (High Gloss)

*Door combinations are available in even configuration.
*Handle shown in the image is just for reference.
Handle availability is subject to market availability.

Handle Detail



The finish of PVD gold gives the handle a timeless appeal while showcasing mesmerizing aesthetics and beautiful ergonomics.

Hinge Door Configuration



2 Door Shutter



4 Door Shutter

Lavender Blush (Matt Pro)

Alternative Finish Combinations



Tortora Wine (Matt Pro)



Burnt Yellow (Matt Pro)



Jersey Grey (High Gloss)




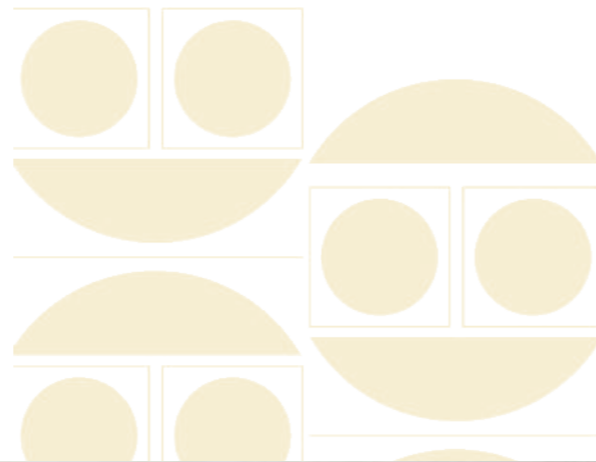
Tortora Wine (High Gloss)



Rhine Stone (High Gloss)

Unravel the Beauty of Abstract

The Avant Garde Series





The Avant Garde Series

The Avant Garde series is designed for those who like to look beyond the conventional and the customary. With an eclectic array of fabrics available in a medley of colours along with varied glass finishes, the wardrobes give you the freedom to personalize in a way that not only complements your sensibilities but also the space you want to inhabit.





TROVE (H)

EXPOSED FABRIC AND WALLPAPER WARDROBE SHUTTERS

The Trove is an exquisite masterpiece born from the poetic dance between artistry and imagination. Its aesthetic symphony celebrates the fusion of colours and textures. With a tapestry of fabrics and wallpapers finishes to choose from, it unveils a realm where self-expression reigns supreme. Its matt black handle, an ode to timeless elegance, adds a distinct touch of mystery and allure.

Shutter Code	APBHS002TRO_HW
Handle Finish	Matt Black
Available Shutter Configuration	1-Door Shutter 2-Door Shutter 3-Door Shutter
Shutter Finish	Wallpaper W150Z669S75
Skirting Finish	Auburn Bristling Walnut 11655

*Door combinations are available in even and odd configuration.
*Handle shown in the image is just for reference.
Handle availability is subject to market availability.

Handle Detail



The matt black handle is an ode to timeless elegance and adds a distinct touch of mystery and allure.

Hinge Door Configuration



1 Door Shutter 2 Door Shutter 3 Door Shutter

Wallpaper W079W003S75

Alternative Finish Combinations



AAA2020MIRZA111208
APF22OASIS64



AAA2022PARCO115018
AAA2022TANTU116140



W151Z711N75
W210VO64F75



AAA2021ORGN9113105
APF22TANCH18



W210VO27F75
W210VO64F75



SAMUEL (H)

GLASS SANDWICHED FABRIC, CANE AND WALLPAPER WARDROBE SHUTTERS

An epitome of modularity, Samuel captures the essence of inspired aesthetics. The wardrobe offers a captivating assortment of fabrics and wallpapers in an exquisite palette of colours and textures to drape its shutters. With the freedom to personalize finishes, the wardrobe becomes a symphony of possibilities. Embellished with a sleek matt black handle, let Samuel ignite your imagination, as you indulge in the art of self-expression.

Shutter Code	APBHS002SAM_HW
Handle Finish	Matt Black
Available Shutter Configuration	1-Door Shutter 2-Door Shutter 3-Door Shutter
Shutter Finish	Clear Glass sandwiched Wallpaper W079W003S75 & and clear Glass sandwiched Fabric APF22OASIS64
Skirting Finish	Interior White

*Door combinations are available in even and odd configuration.
*Handle shown in the image is just for reference.
Handle availability is subject to market availability.

Handle Detail



Embellished with a sleek matt black handle, let this wardrobe ignite your imagination, as you indulge in the art of self-expression.

Hinge Door Configuration




1 Door Shutter

2 Door Shutter

3 Door Shutter

Wallpaper W158XE02Y75

Alternative Finish Combinations



Cane
APF22TANCH18



APF22TANCH18
AAA2018WHBK3107348



Cane
W151Z736N75



W191VF06B75
APF22FEATH59



AAA2022TANTU116140
APF22FEATH59



PANAMA (H)

GLASS WARDROBE SHUTTERS (FLUTED, FLUTED TINTED, FROSTED AND TINTED GLASS)

With a myriad of eclectic glass finishes making the shutters, the Panama is the very embodiment of transparent and connected living. Fashioned from fluted, tinted or frosted toughened glass, its shutters beckon to every sophisticated homeowner who pines a wardrobe that adds a sense of openness and candour to the living spaces.

Shutter Code APBHS002PAN_HW

Handle Finish Matt Black


Available Shutter Configuration
 1-Door Shutter
 2-Door Shutter
 3-Door Shutter

Shutter Finish White Frosted Glass

Skirting Finish Auburn Bristling
 Walnut 11655

*Door combinations are available in even and odd configuration.
 *Handle shown in the image is just for reference.
 Handle availability is subject to market availability.

Handle Detail






The sleek matt black handle brings a touch of sophistication to the glass shutters adding a modernistic charm to the wardrobe.

Hinge Door Configuration









1 Door Shutter 2 Door Shutter 3 Door Shutter

-  Plain brown tinted glass
-  Frosted glass
-  Brown tinted fluted glass

Alternative Finish Combinations



-  Clear fluted
-  Plain brown tinted glass
-  Brown tinted fluted glass
-  Plain brown tinted glass
-  Plain brown tinted glass
-  Frosted glass



TROVE (S)

EXPOSED FABRIC AND WALLPAPER WARDROBE SHUTTERS

The Trove is an exquisite masterpiece born from the poetic dance between artistry and imagination. Its aesthetic symphony celebrates the fusion of colours and textures. With a tapestry of fabrics and wallpaper finishes to choose from, it unveils a realm where self-expression reigns supreme. Its matt black handle, an ode to timeless elegance, adds a distinct touch of mystery and allure.

Shutter Code	APBHS002TRO_SS
Handle Finish	Matt Black
Available Shutter Configuration	2-Door Shutter 3-Door Shutter
Shutter Finish	Fabric APF22OASIS64 & High Gloss PU (Burnt Yellow)
Skirting Finish	Auburn Bristling Walnut

*Door combinations are available in even and odd configuration.
*Handle shown in the image is just for reference.
Handle availability is subject to market availability.

Handle Detail



The matt black handle is an ode to timeless elegance and adds a distinct touch of mystery and allure.



Sliding Door Configuration



2 Door Shutter





3 Door Shutter



-  W158XE02Y75
-  AAA2021ORGN9113105

Alternative Finish Combinations



-  APF22TANCH18
-  AAA2018WHBK3107348



-  AAA2022PARCO115024
-  W079W003S75



-  W151271IN75
-  W210VO64F75



SAMUEL (S)

GLASS SANDWICHED CANE, FABRIC AND WALLPAPER SHUTTERS

An epitome of modularity, Samuel captures the essence of inspired aesthetics. The wardrobe offers a captivating assortment of fabrics and wallpapers in an exquisite palette of colours and textures to drape its shutters. With the freedom to personalize finishes, the wardrobe becomes a symphony of possibilities. Embellished with a sleek matt black handle, let Samuel ignite your imagination, as you indulge in the art of self-expression.

Shutter Code	APBHS002SAM_SS
Handle Finish	Matt Black
Available Shutter Configuration	2-Door Shutter 3-Door Shutter
Shutter Finish	AAA2022TANTU116140 & cane sandwiched in glass
Skirting Finish	Tahiti Samoa Teak 10803

*Door combinations are available in even and odd configuration.
*Handle shown in the image is just for reference.
Handle availability is subject to market availability.

Handle Detail



Embellished with a sleek matt black handle, let this wardrobe ignite your imagination, as you indulge in the art of self-expression.




Sliding Door Configuration



2 Door Shutter





3 Door Shutter



-  APF22FEATH59
-  W210VO27F75
-  Cane

Alternative Finish Combinations





-  Cane
-  W151Z736N75



-  W158XE02Y75
-  AAA2018WHBK3107348



-  W158XD52Y75
-  APF22FEATH59



PANAMA (S)

GLASS WARDROBE SHUTTERS (FLUTED, FLUTED TINTED, FROSTED AND TINTED GLASS)

With a myriad of eclectic glass finishes making the shutters, the Panama is the very embodiment of transparent and connected living. Fashioned from fluted, tinted or frosted toughened glass, its shutters beckon to every sophisticated homeowner who pines a wardrobe that adds a sense of openness and candour to the living spaces.

Shutter Code APBHS002PAN_SS

Handle Finish Matt Black

Available Shutter Configuration 2-Door Shutter
3-Door Shutter

Shutter Finish Clear fluted glass & brown tinted glass

Skirting Finish Auburn Bristling Walnut 11655

*Door combinations are available in even and odd configuration.

*Handle shown in the image is just for reference.

Handle availability is subject to market availability.

Handle Detail



The sleek matt black handle brings a touch of sophistication to the glass shutters adding a modernistic charm to the wardrobe.



Sliding Door Configuration



2 Door Shutter





3 Door Shutter



 Frosted glass
 Brown tinted fluted glass

Alternative Finish Combinations





 Clear fluted
 Plain brown tinted glass



 Brown tinted fluted glass
 Plain brown tinted glass



 Plain brown tinted glass
 Frosted glass

Shutter Specifications

Each Royale wardrobe shutter is a bespoke culmination of years of expertise to render functional design while incorporating aesthetics that appeal to the modern day connoisseurs and homeowners alike.

The idea is to work them into wardrobes in a way so that the overall effect is seamless - combining the finish, the intricately crafted handles and the assortment of add-ons that enhance the everyday comfort of the people who use the wardrobes.

Adaptable not merely to the diverse tastes but also to the differently sized spaces they are meant to inhabit, the shutters in the Royale category come in a series of combinations allowing every homeowner the freedom to choose and experiment.

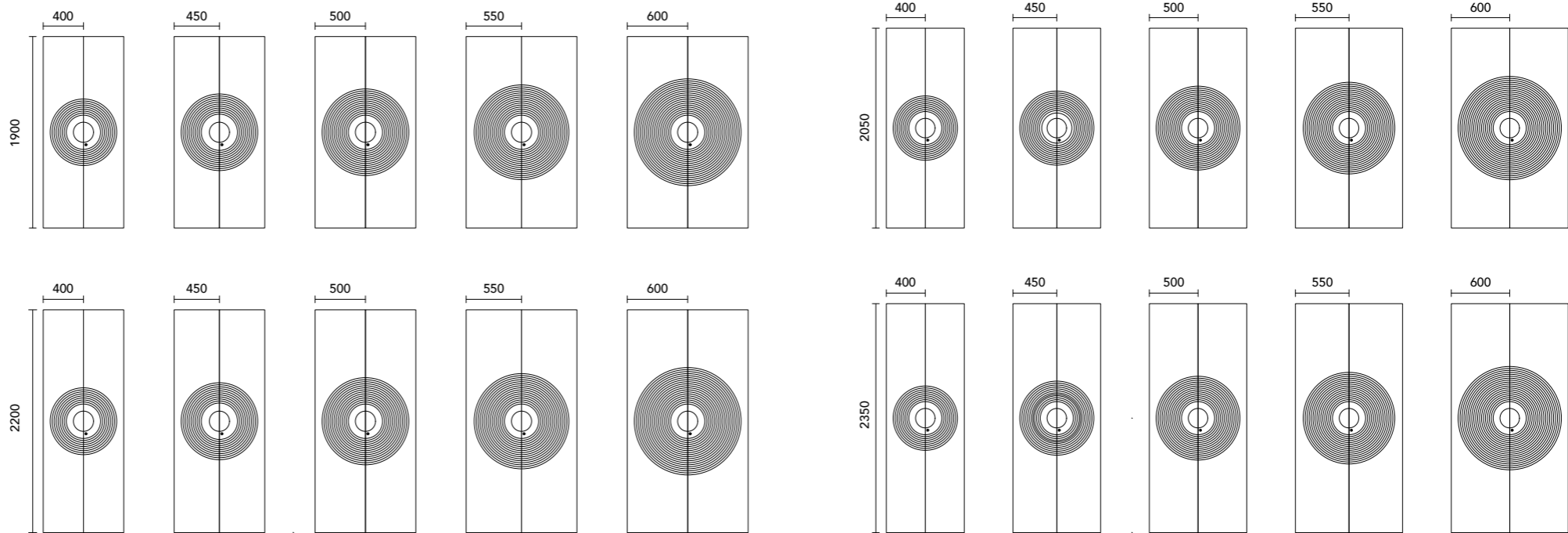
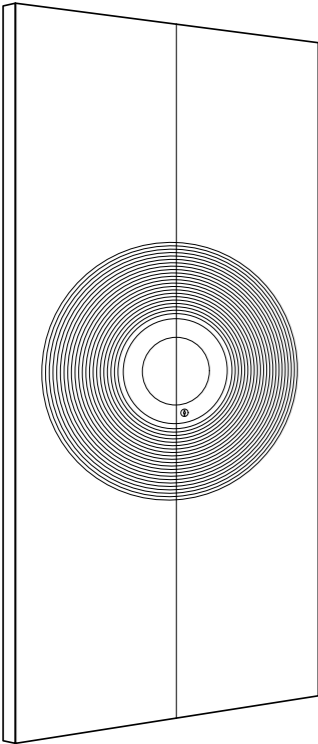


RIPPLE

Shutter Name | Ripple Hinge
 Shutter Code | APBHS004RIP_HW
 Core Material | HDHMR

Shutter Thickness	Shutter Finish	Handle Finishes
25 mm	1. PU Matt Pro 2. PU High Gloss	1. Matt Black 2. PVD Gold 3. Antique Brass


Dimension Detail (in mm)



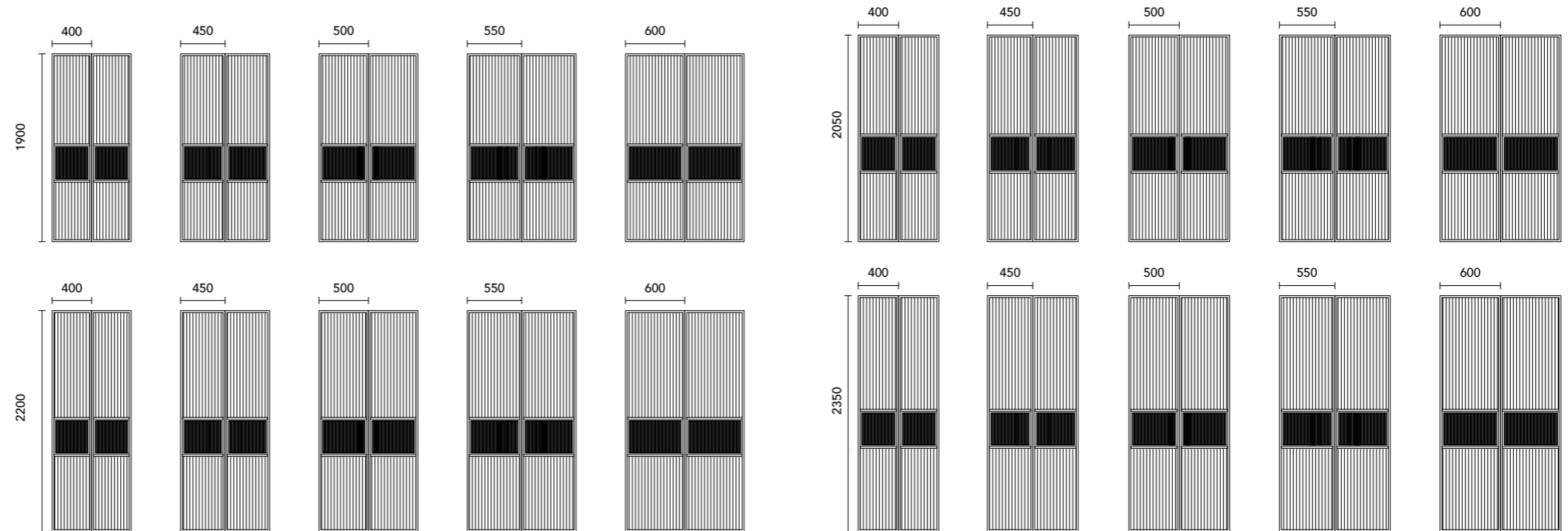
ROB

Shutter Name | Rob Hinge
 Shutter Code | APBHS004ROB_HW
 Core Material | 4mm toughened glass and HDHMR

Shutter Thickness	Shutter Finish	Shutter Frame Finish	Handle Finishes
20 mm	1. Fluted Tinted Glass 2. Fluted Clear Glass 3. Plain Clear Glass 4. Plain Frosted Glass 5. PU Matt Pro 6. PU High Gloss	1. Matt Black 2. Stainless Steel 3. Silver Anodised 4. Dark Champagne	1. Matt Black 2. Stainless Steel 3. Silver Anodised 4. Dark Champagne




Dimension Detail (in mm)



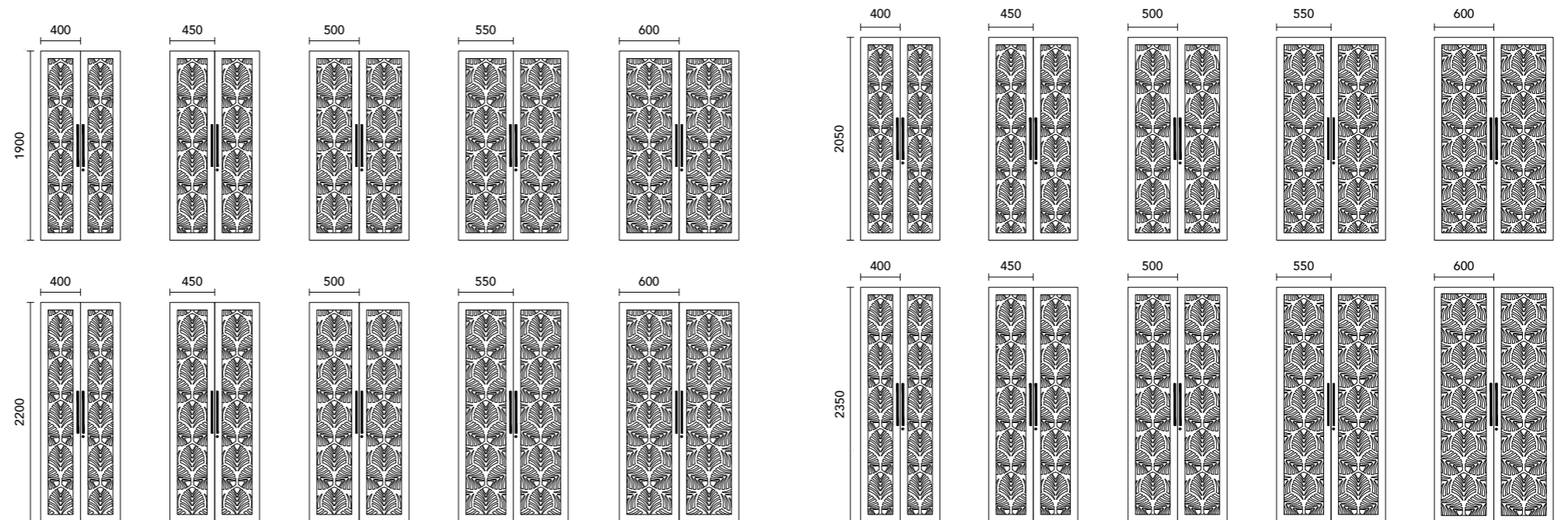
FOLI

Shutter Name | Foli Hinge
 Shutter Code | APBHS004FOL_HW
 Core Material | HDHMR

Shutter Thickness	Shutter Finish	Handle Finishes
25 mm	1. PU Matt Pro 2. PU High Gloss	1. Matt Black 2. PVD Gold 3. Antique Brass



Dimension Detail (in mm)

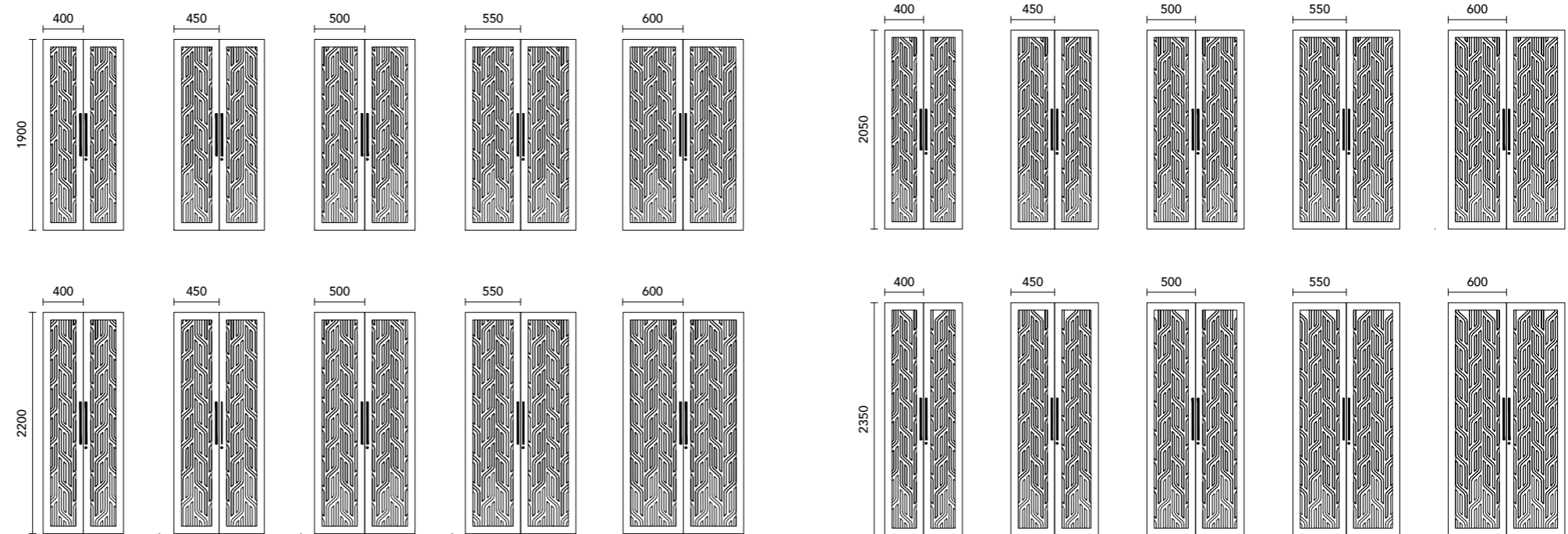



AURA

Shutter Name | Aura Hinge
 Shutter Code | APBHS004AUR_HW
 Core Material | HDHMR

Shutter Thickness	Shutter Finish	Handle Finishes
25 mm	1. PU Matt Pro 2. PU High Gloss	1. Matt Black 2. PVD Gold 3. Antique Brass

Dimension Detail (in mm)

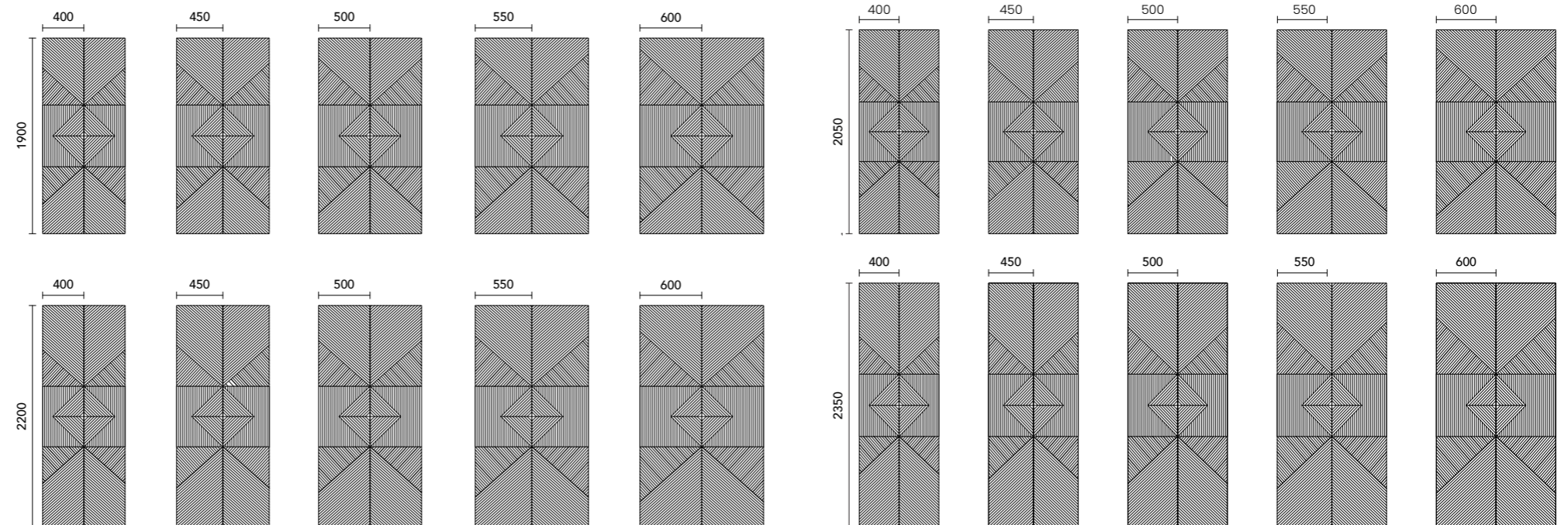
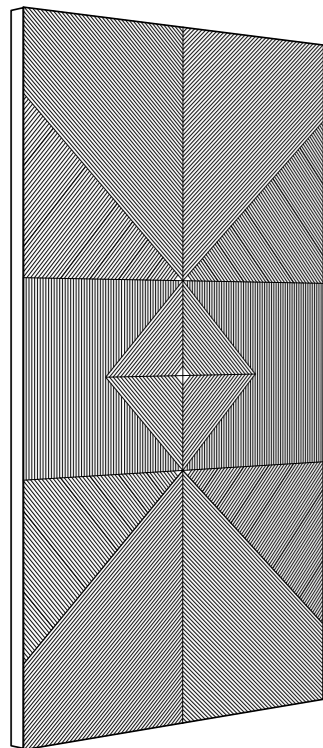


BERTA

Shutter Name | Berta Hinge
 Shutter Code | APBHS002BER_HW
 Core Material | HDHMR

Shutter Thickness	Shutter Finish	Handle Finishes
25 mm	1. PU Matt Pro 2. PU High Gloss	1. Matt Black 2. Chrome 3. FML 4. Antique Brass

Dimension Detail (in mm)

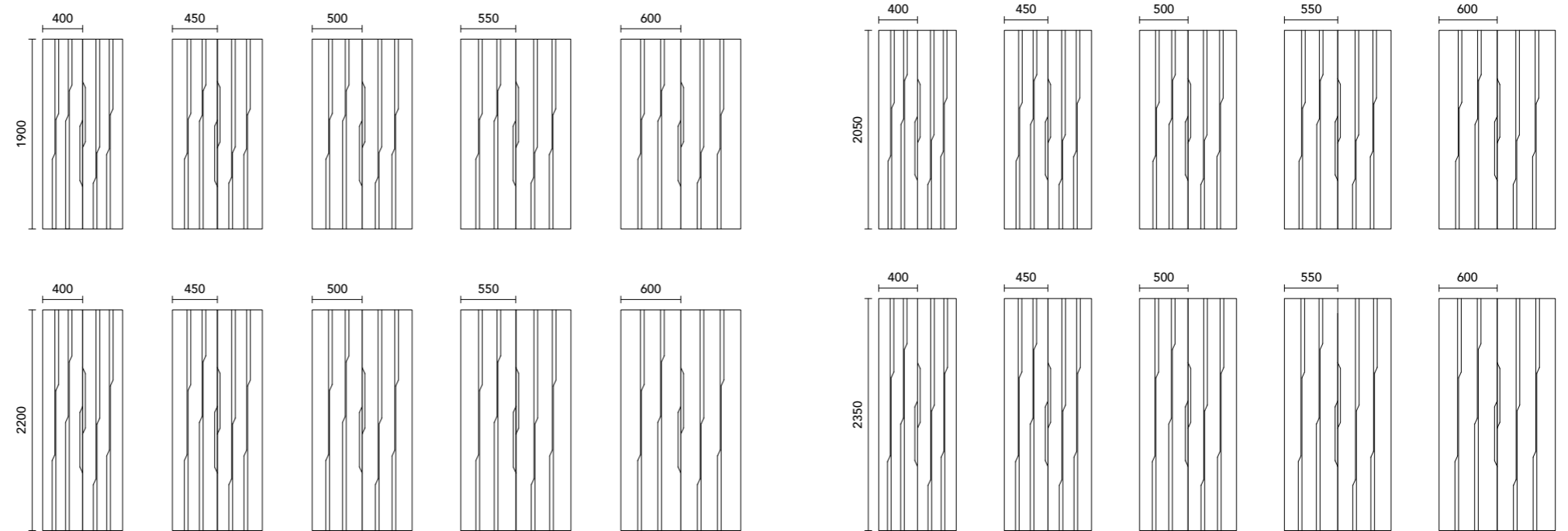
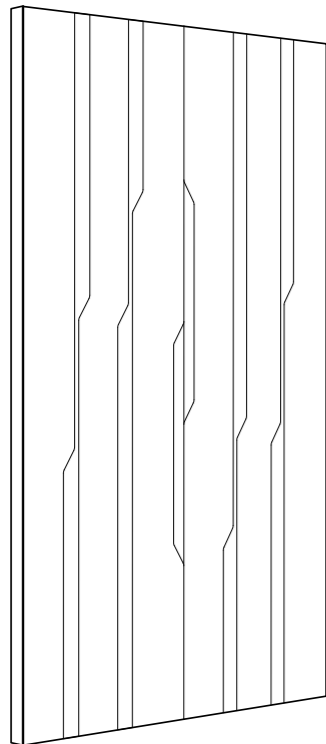


AVIV

Shutter Name | Aviv Hinge
 Shutter Code | APBHS002AVI_HW
 Core Material | HDHMR

Shutter Thickness	Shutter Finish	Handle Finishes
25 mm	1. Membrane Matt 2. Membrane Gloss	1. Membrane Matt

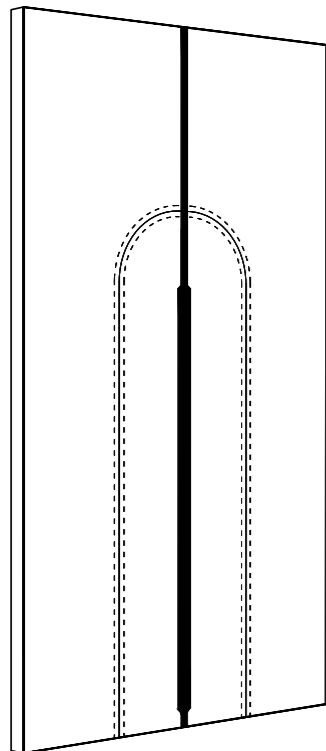
Dimension Detail (in mm)



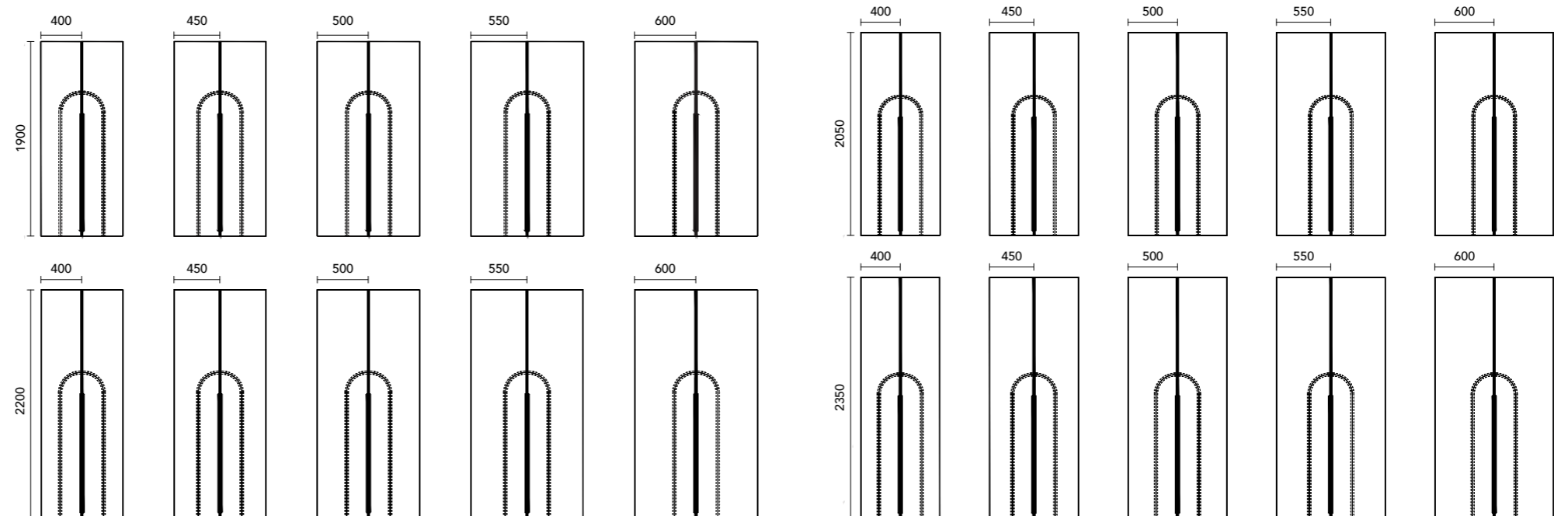
OBERON

Shutter Name | Oberon Hinge
 Shutter Code | APBHS001OBE_HW
 Core Material | HDHMR

Shutter Thickness	Shutter Finish	Shutter Frame Finish	Handle Finishes
18 mm	1. Leatherette	1. Matt Black 2. Matt Grey 3. Brush Gold 4. Brush Silver	1. Matt Black 2. Matt Grey 3. Brush Gold 4. Brush Silver



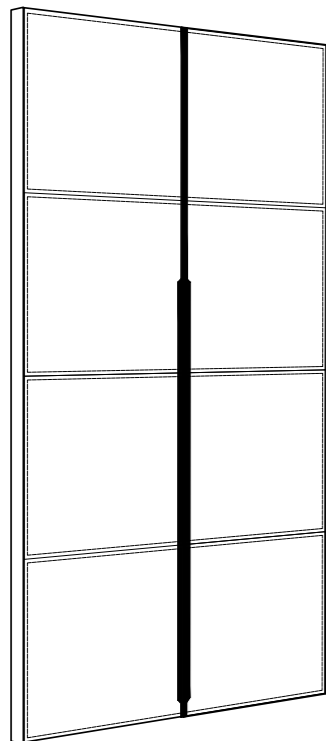
Dimension Detail (in mm)



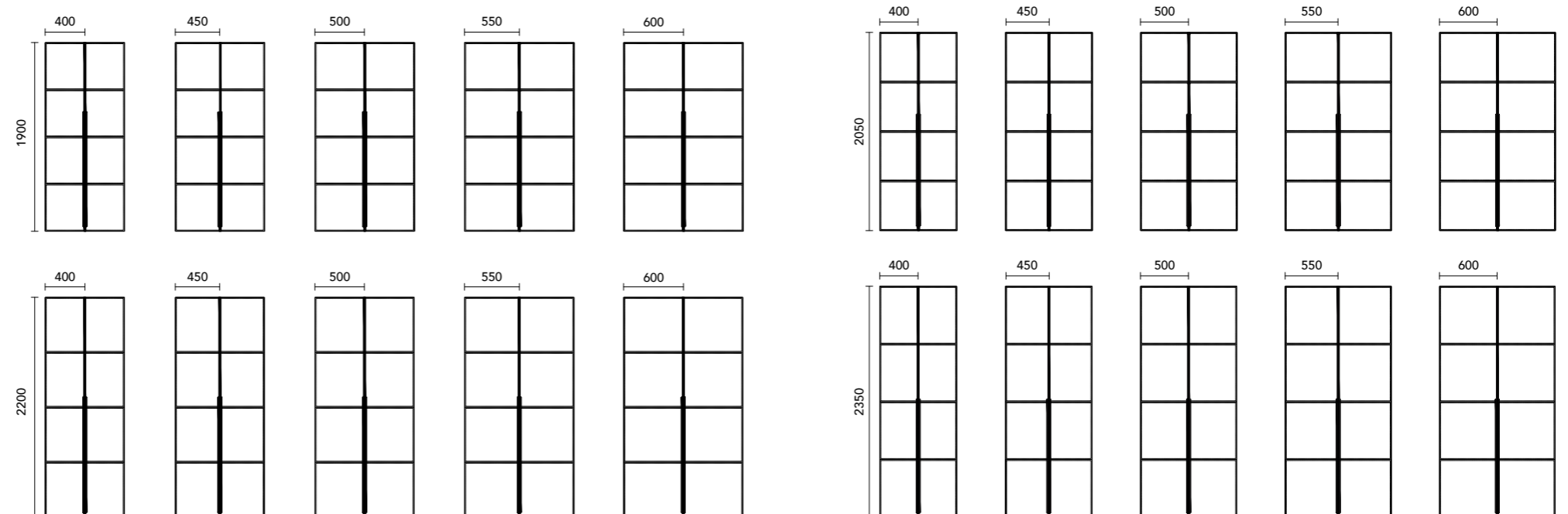
CABANNA

Shutter Name | Cabanna Hinge
 Shutter Code | APBHS001CAB_HW
 Core Material | HDHMR

Shutter Thickness	Shutter Finish	Shutter Frame Finish	Handle Finishes
18 mm	1. Leatherette	1. Matt Black 2. Matt Grey 3. Brush Gold 4. Brush Silver	1. Matt Black 2. Matt Grey 3. Brush Gold 4. Brush Silver



Dimension Detail (in mm)

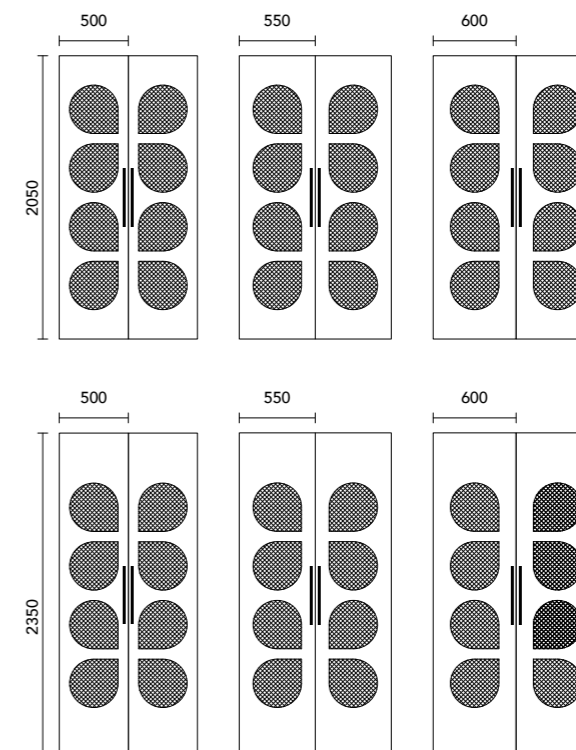
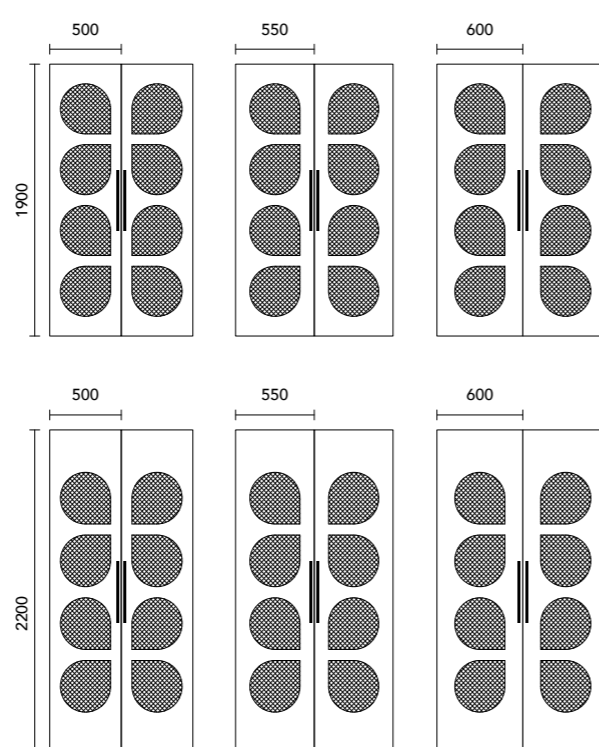
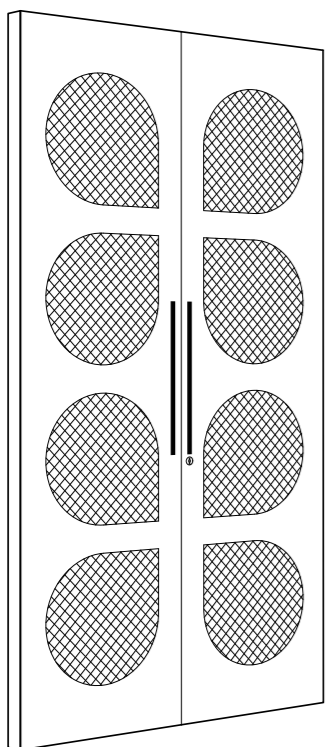


BLOOM

Shutter Name | Bloom Hinge
 Shutter Code | APBHS003BLO_HW
 Core Material | HDHMR

Shutter Thickness	Shutter Finish	Handle Finishes
25 mm	1. PU Matt Pro 2. PU High Gloss	1. Matt Black 2. PVD Gold 3. Antique Brass

Dimension Detail (in mm)

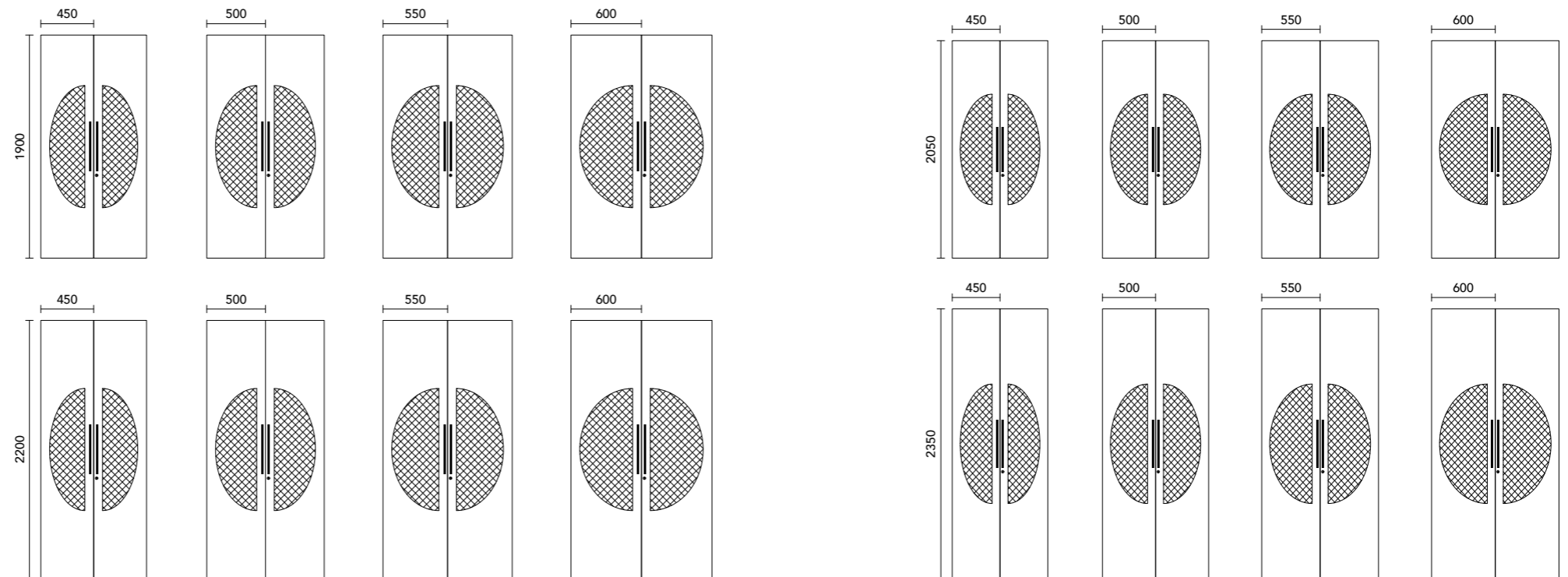
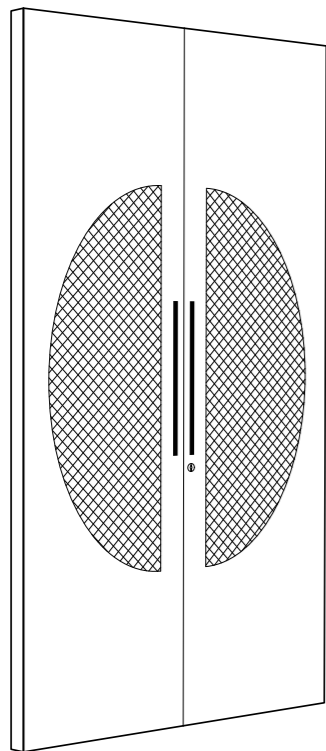


CRESCENT

Shutter Name | Crescent Hinge
 Shutter Code | APBHS003CRE_HW
 Core Material | HDHMR

Shutter Thickness	Shutter Finish	Handle Finishes
25 mm	1. PU Matt Pro 2. PU High Gloss	1. Matt Black 2. PVD Gold 3. Antique Brass

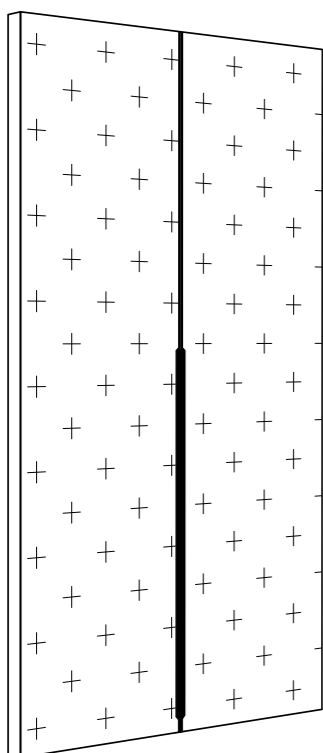
Dimension Detail (in mm)



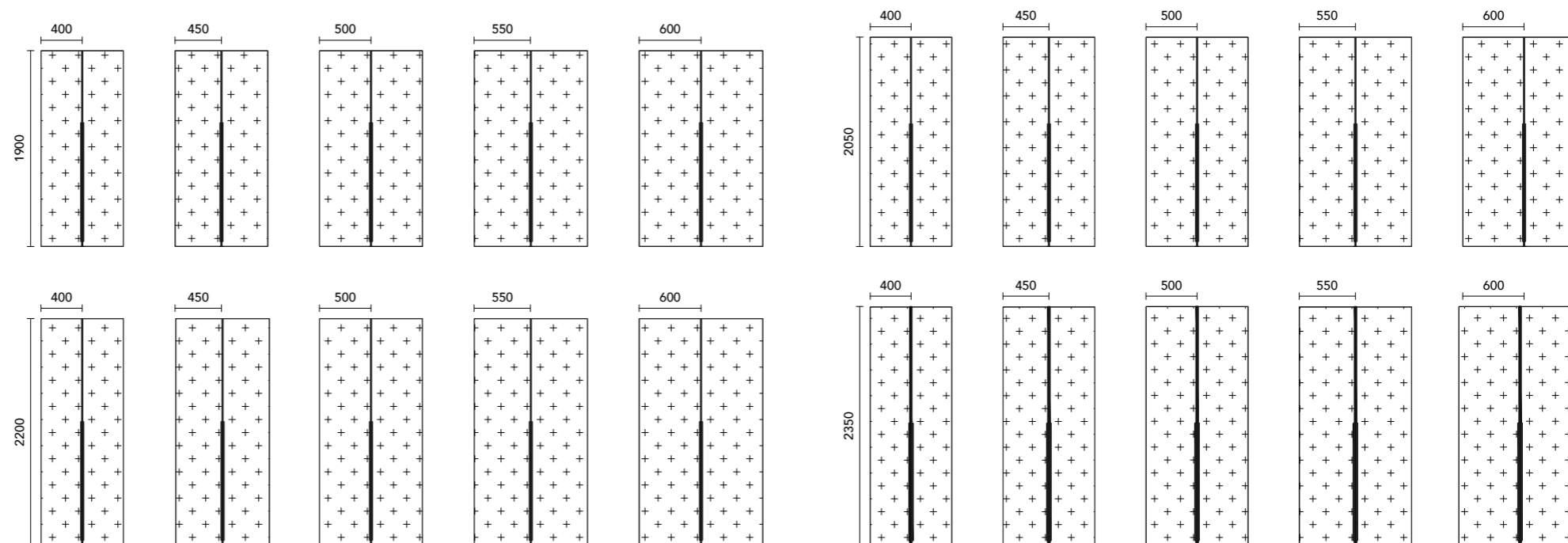
TROVE

Shutter Name | Trove Hinge
 Shutter Code | APBHS002TRO_HW
 Core Material | HDHMR

Shutter Thickness	Shutter Finish	Shutter Frame Finish	Handle Finishes
18 mm	1. Wallpaper 2. Fabric	1. Matt Black 2. Matt Grey 3. Brush Gold 4. Brush Silver	1. Matt Black 2. Matt Grey 3. Brush Gold 4. Brush Silver




Dimension Detail (in mm)



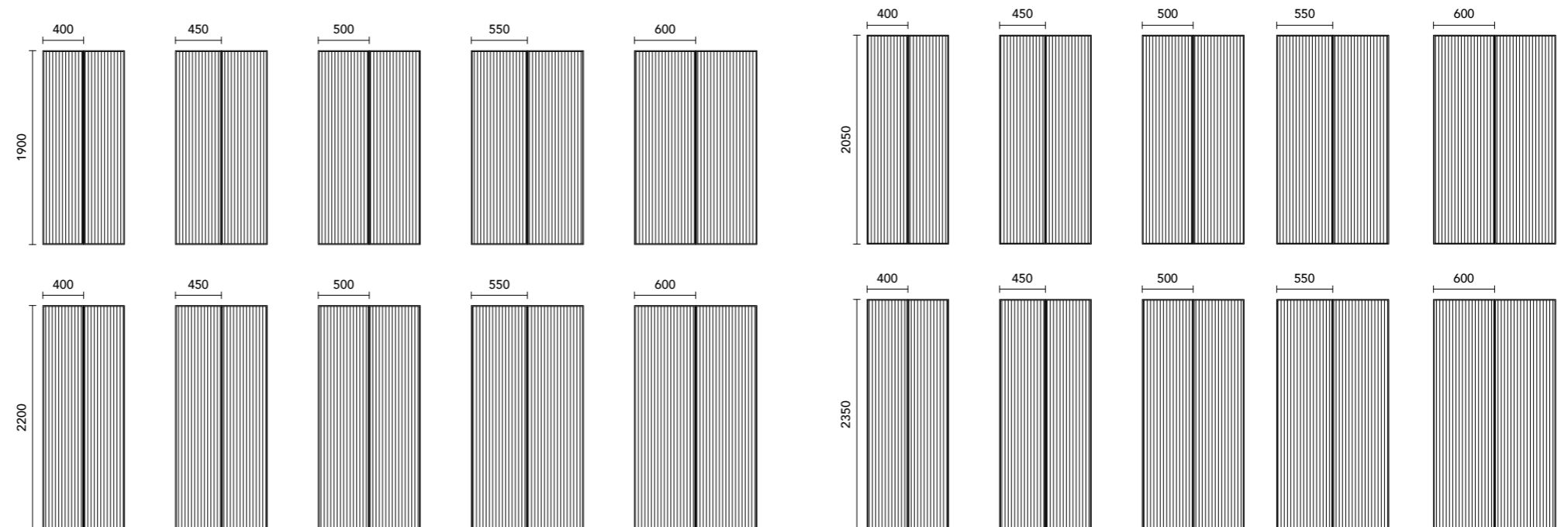
SAMUEL

Shutter Name | Samuel Hinge
 Shutter Code | APBHS002SAM_HW
 Core Material | 4mm toughened glass

Shutter Thickness	Shutter Finish	Shutter Frame Finish	Handle Finishes
25 mm	1. Wallpaper Sandwiched Glass 2. Fabric Laminated Glass 3. Cane Sandwiched Glass	1. Matt Black 2. Stainless Steel 3. Silver Anodised 4. Dark Champagne	1. Matt Black 2. Stainless Steel 3. Silver Anodised 4. Dark Champagne



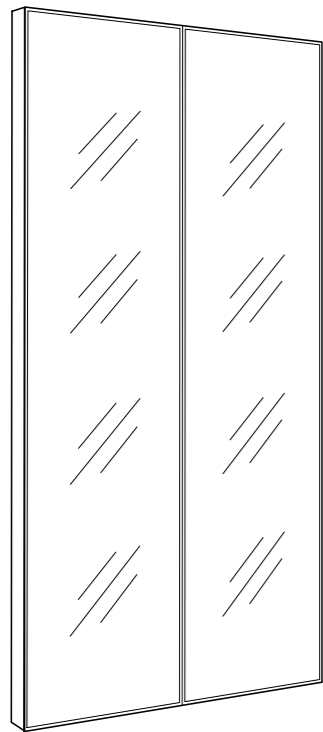
Dimension Detail (in mm)



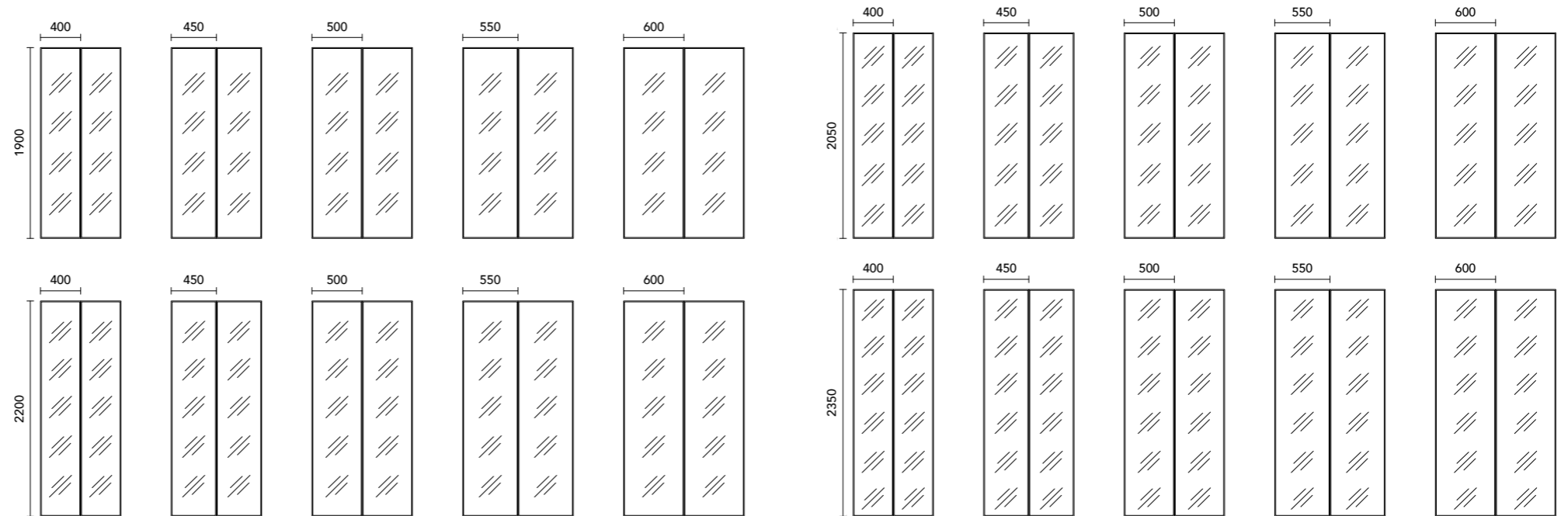
PANAMA

Shutter Name | Panama Hinge
 Shutter Code | APBHS002PAN_HW
 Core Material | 4 mm toughened glass

Shutter Thickness	Shutter Finish	Shutter Frame Finish	Handle Finishes
25 mm	1. Clear Fluted Glass 2. Brown Tinted Fluted Glass 3. Plain Brown Tinted Glass 4. White Frosted Glass	1. Matt Black 2. Stainless Steel 3. Silver Anodised 4. Dark Champagne	1. Matt Black 2. Stainless Steel 3. Silver Anodised 4. Dark Champagne



Dimension Detail (in mm)

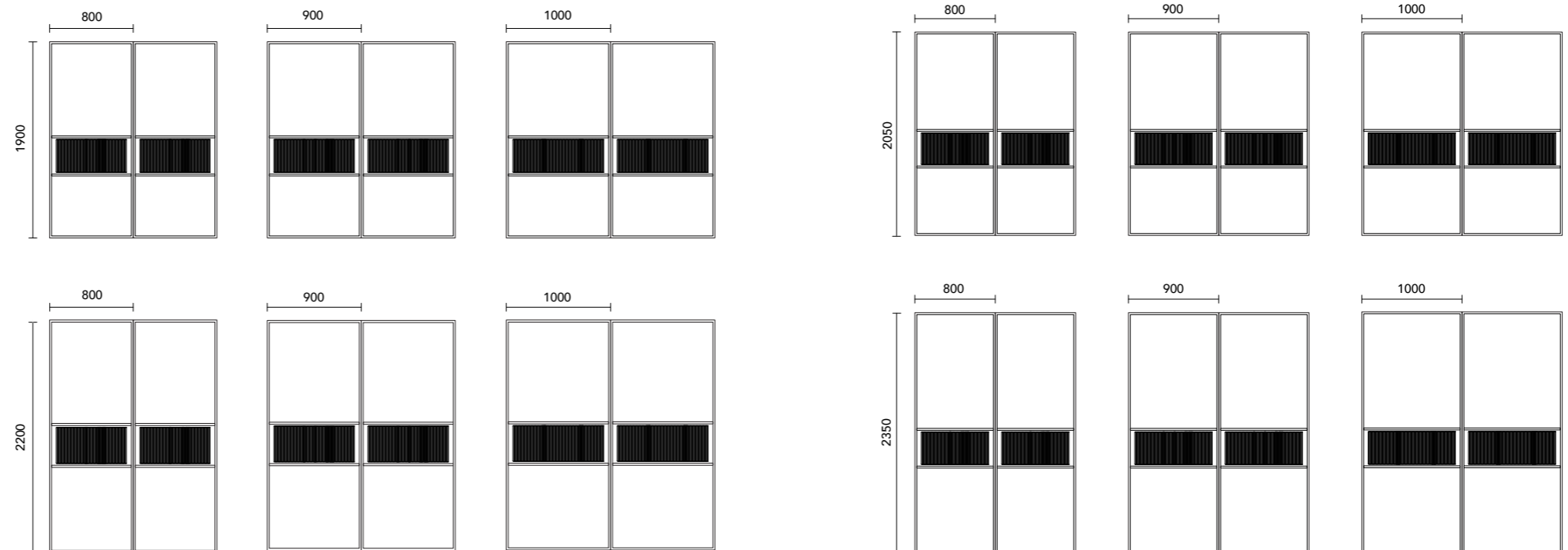



ROB

Shutter Name | Rob Sliding
 Shutter Code | APBHS004ROB_SS
 Core Material | 4mm toughened glass and HDHMR

Shutter Thickness	Shutter Finish	Shutter Frame Finish	Handle Finishes
20 mm	1. Fluted Tinted Glass 2. Fluted Clear Glass 3. Plain Clear Glass 4. Plain Frosted Glass 5. PU Matt Pro 6. PU High Gloss	1. Matt Black 2. Stainless Steel 3. Silver Anodised 4. Dark Champagne	1. Matt Black 2. Stainless Steel 3. Silver Anodised 4. Dark Champagne

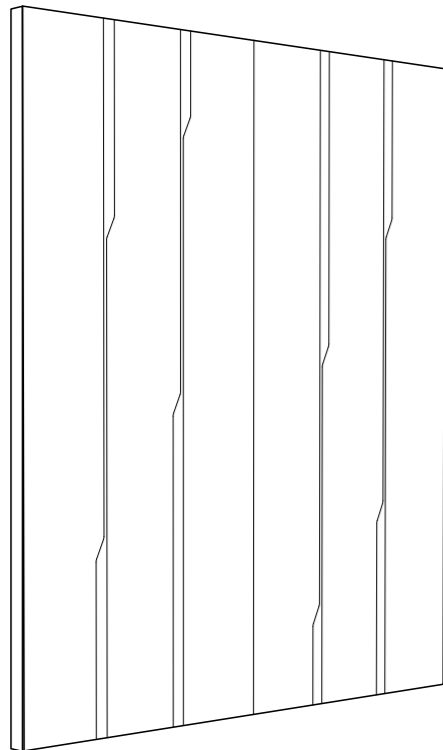
Dimension Detail (in mm)



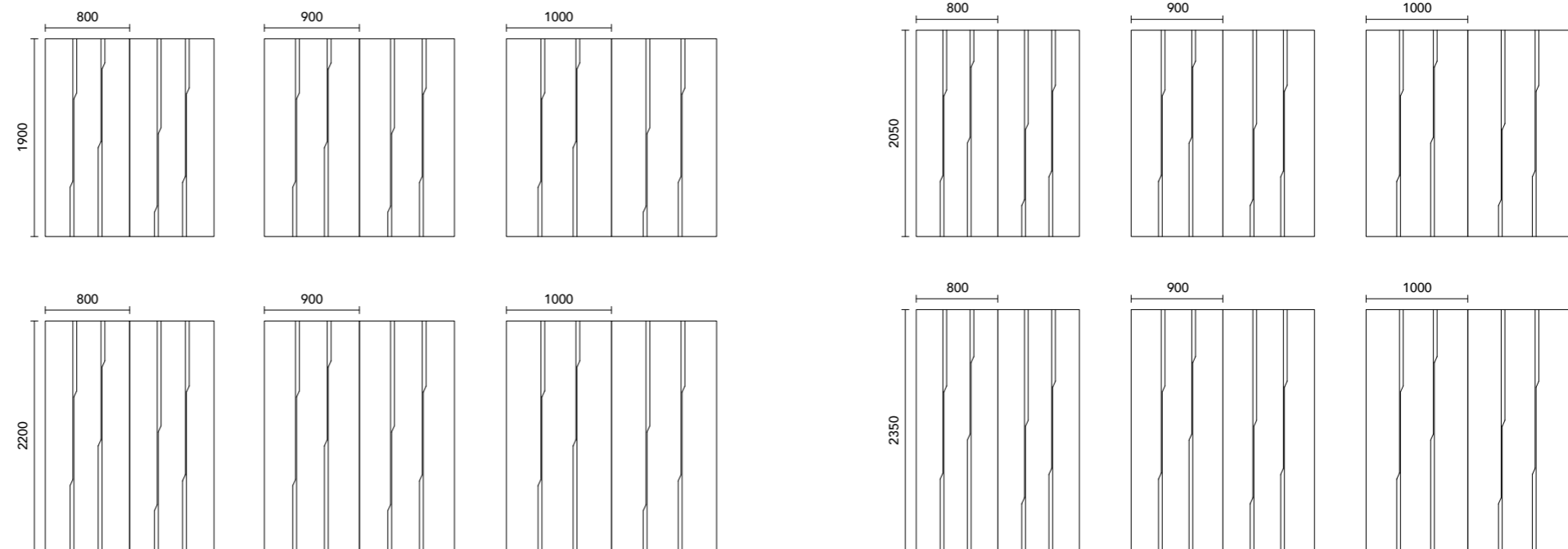
AVIV

Shutter Name | Aviv Sliding
Shutter Code | APBHS002AVI_SS
Core Material | HDHMR

Shutter Thickness	Shutter Finish	Handle Finishes
18 mm	1. Membrane Matt	1. Brush Gold 2. Rose Gold 3. Matt Black



Dimension Detail (in mm)

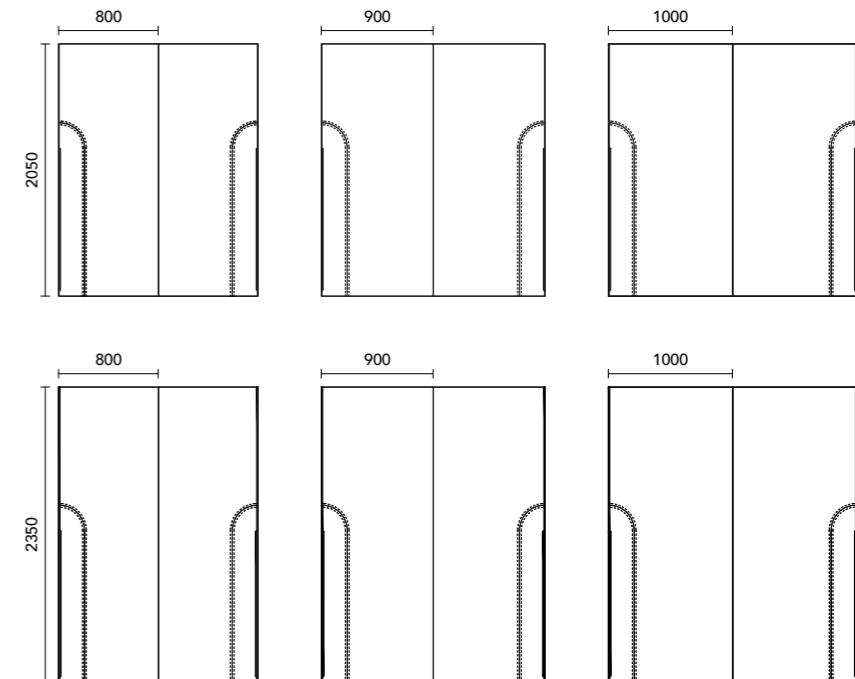
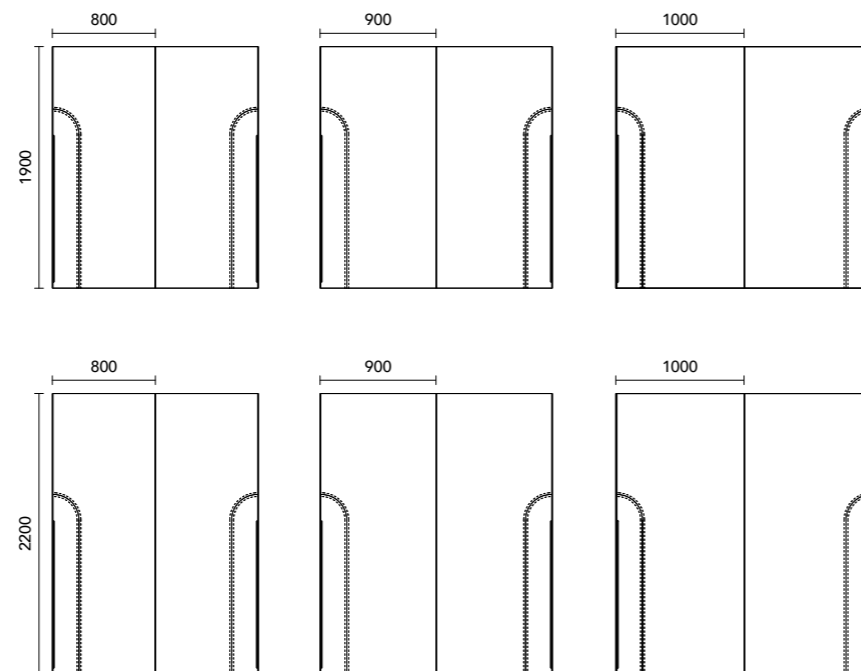
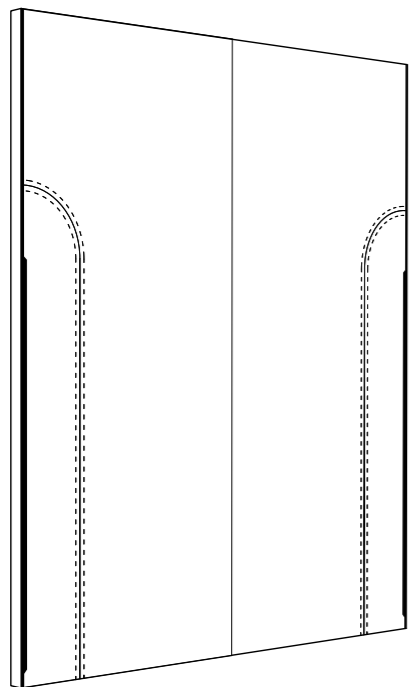


OBERON

Shutter Name | Oberon Sliding
 Shutter Code | APBHS001OBE_SS
 Core Material | HDHMR

Shutter Thickness	Shutter Finish	Shutter Frame Finish	Handle Finishes
18 mm	1. Leatherette	1. Matt Black 2. Matt Grey 3. Brush Gold 4. Brush Silver	1. Matt Black 2. Matt Grey 3. Brush Gold 4. Brush Silver


Dimension Detail (in mm)



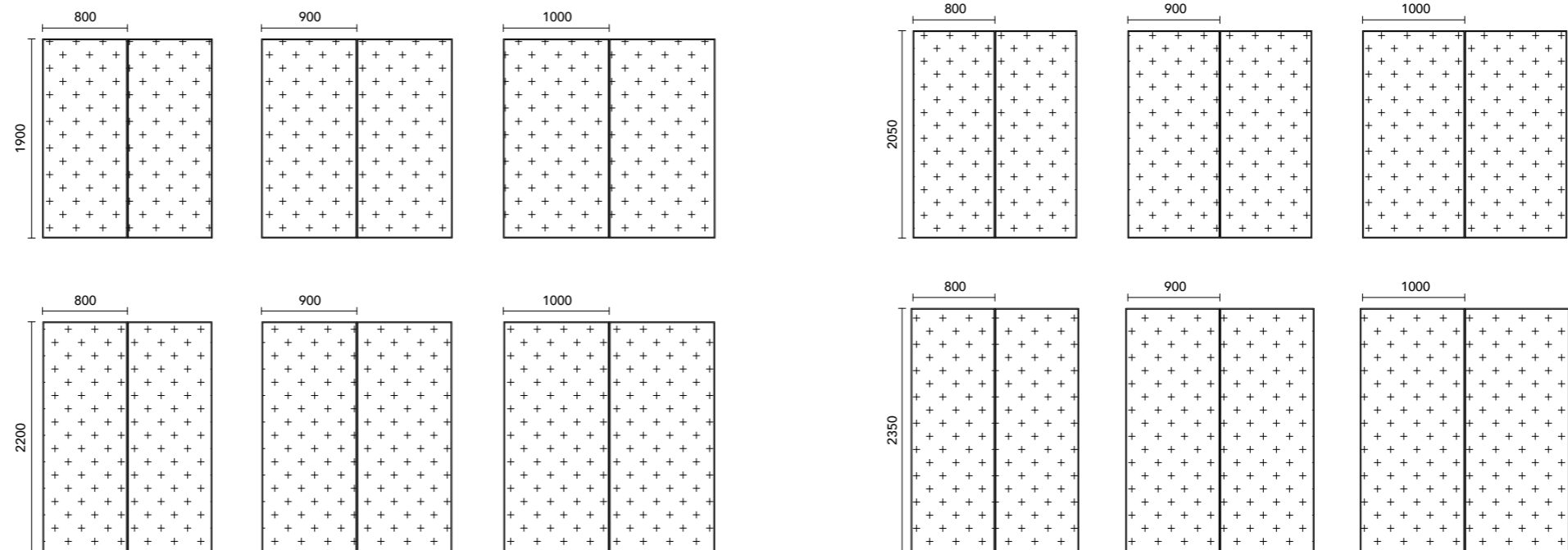
TROVE

Shutter Name | Trove Sliding
 Shutter Code | APBHS002TRO_SS
 Core Material | HDHMR

Shutter Thickness	Shutter Finish	Shutter Frame Finish	Handle Finishes
25 mm	1. Wallpaper 2. Fabric	1. Matt Black 2. Stainless Steel 3. Silver Anodised 4. Dark Champagne	1. Matt Black 2. Stainless Steel 3. Silver Anodised 4. Dark Champagne



Dimension Detail (in mm)

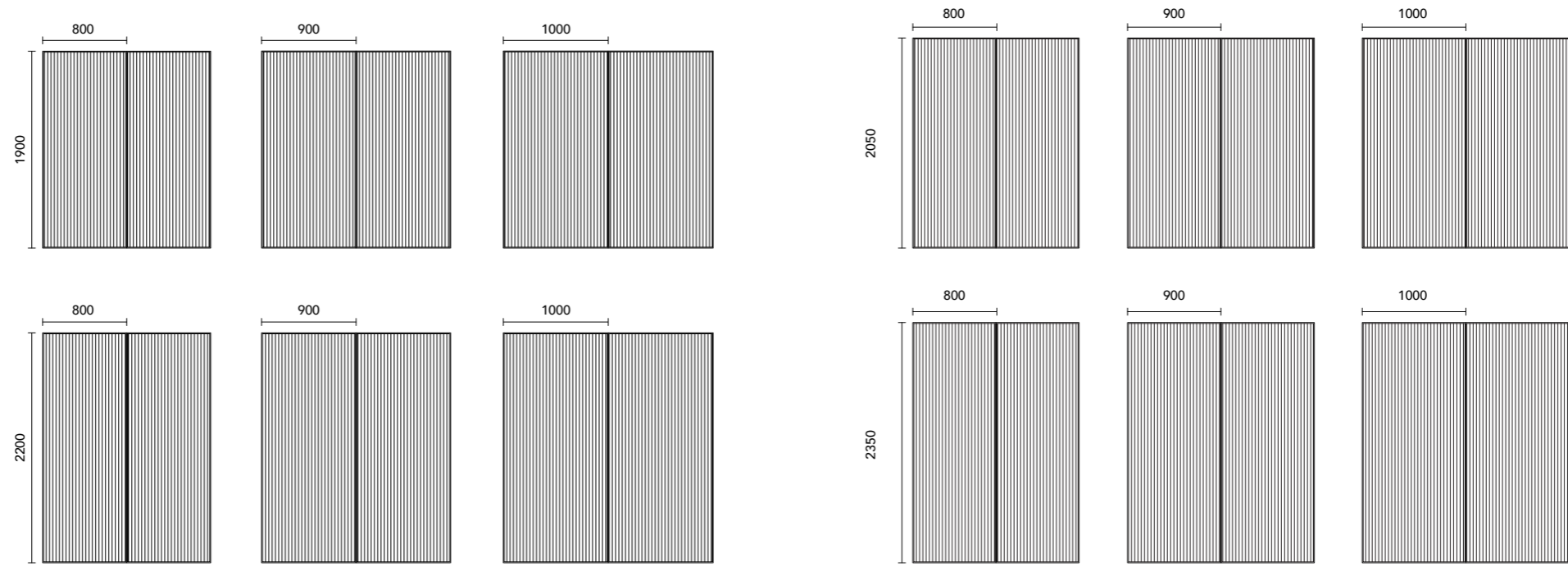



SAMUEL

Shutter Name | Samuel Sliding
 Shutter Code | APBHS002SAM_SS
 Core Material | HDHMR / Glass

Shutter Thickness	Shutter Finish	Shutter Frame Finish	Handle Finishes
25 mm	1. Wallpaper Sandwiched Glass 2. Fabric Sandwiched Glass 3. Cane Sandwiched Glass	1. Matt Black 2. Stainless Steel 3. Silver Anodised 4. Dark Champagne	1. Matt Black 2. Stainless Steel 3. Silver Anodised 4. Dark Champagne

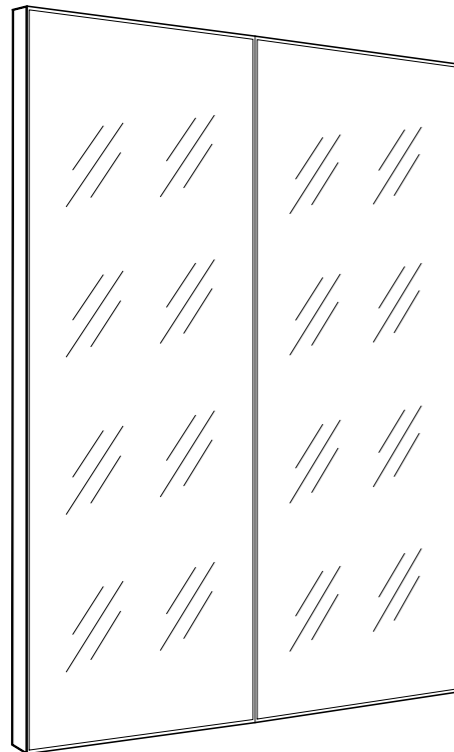
Dimension Detail (in mm)



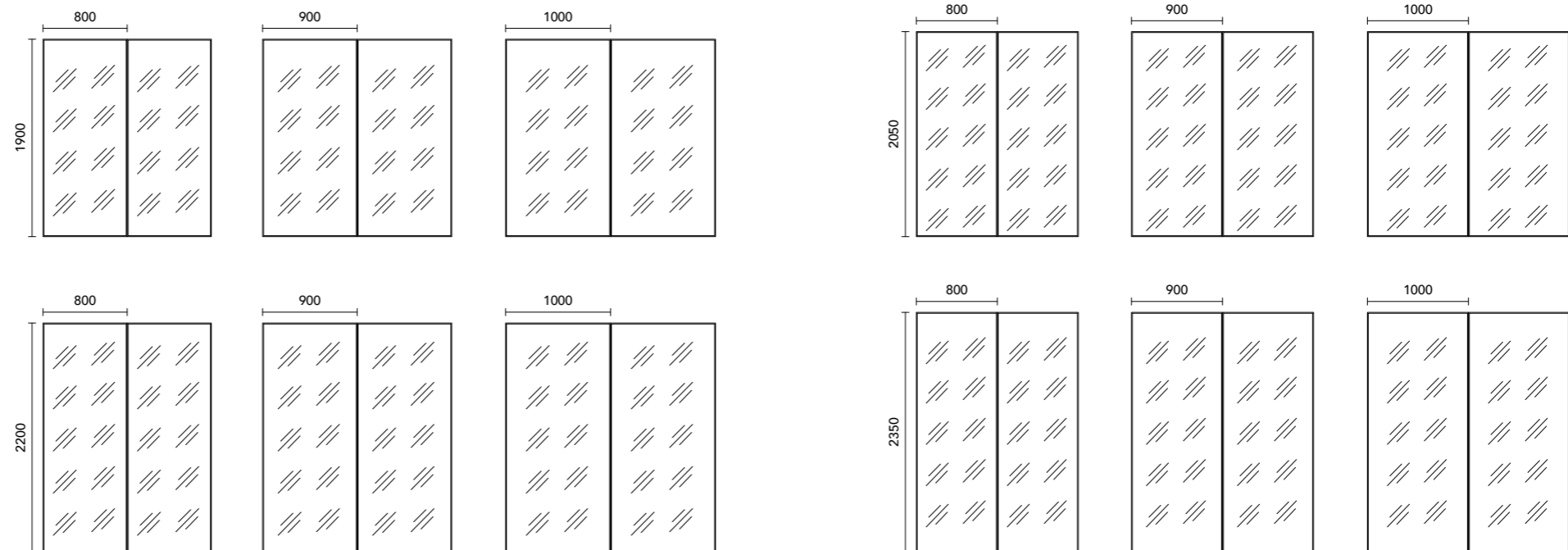
PANAMA

Shutter Name | Panama Sliding
 Shutter Code | APBHS002PAN_SS
 Core Material | 4 mm toughened glass

Shutter Thickness	Shutter Finish	Shutter Frame Finish	Handle Finishes
25 mm	1. Clear Fluted Glass 2. Brown Tinted Fluted Glass 3. Plain Brown Tinted Glass 4. White Frosted Glass	1. Matt Black 2. Stainless Steel 3. Silver Anodised 4. Dark Champagne	1. Matt Black 2. Stainless Steel 3. Silver Anodised 4. Dark Champagne



Dimension Detail (in mm)



Carcass Specifications

In the realm of wardrobe creation, the carcass stands tall as the noble cornerstone, the essence from which every masterpiece is born. Like the sturdy foundation of a majestic castle, the carcass weaves its importance into the fabric of quality wardrobes, granting them durability and endurance to withstand the test of time.

A bastion of resilience

Each carcass has been efficiently fashioned from the industry approved BWR plywood. Highly resistant to water and humidity, the material ensures that each carcass transforms into a bastion of resilience against the ceaseless tides of wear and tear, warding off the ravages of time and withstanding the stresses of daily use.

A guardian of structure

Pliant and workable, the BWR plywood also lends itself effectively to modern-day manufacturing techniques, so every Royale wardrobe carcass is shielded from the burdens of sagging or warping under the weight of your belongings.

An epitome of durability

Every carcass in the Royale collection is treated specifically to ward off termite and pest infestation fortifying the wardrobe in its journey through the seasons of existence.

A sanctuary of order


Crafted from quality material, every carcass creates a tapestry of space with ample scope to add shelves, drawers and lofts allowing for ease of navigation and personalization for the homeowners.

An aesthetic marvel

Keeping in mind the varied taste and sensibilities of modern homeowners, we have ensured that the carcasses for the Royale wardrobes can be furnished in a myriad of external finishes.

Disclaimer : For any requirement where the exposed side panel of the carcass is to be finished in PU Paint, such a panel will only be constructed in HDHMR and not in any other material.





Design 21341
Interior White



Design 10803
Tahiti Samoa Teak



Design 44753
Hazel Cambric




Design 11655
Auburn Bristling
Walnut




10 Internal Configurations
are available for single
shutter Hinge Wardrobe



10 Internal Configurations
are available for double
shutter Hinge Wardrobe



10 Internal Configurations
are available for double
shutter Sliding Wardrobe



20 Internal Configurations
are available for triple
shutter Sliding Wardrobe

Single Door Hinge Carcass

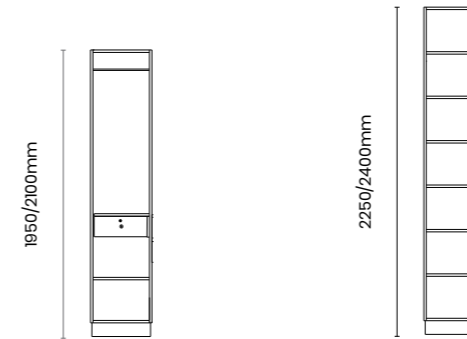


- 1. Height
- 2. Depth
- 3. Width

1. By default, the skirting colour or finish matches the finish of the carcass.
2. At an additional cost, the skirting colour can be matched to the shutter colour.
3. Following finishes are available for visible end panels:
 - a. Standard laminate matching to carcass internal finish. Kindly refer to page no. 80 for standard laminate finishes.
 - b. PU finish that matches the shutter finish is available at an additional cost. Kindly refer to page no. 108 for standard PU finishes.

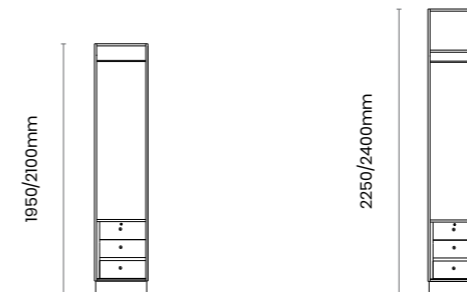
1-Door Internal 1

Depth	Available in 430mm and 580mm depth				
Width	400	450	500	550	600



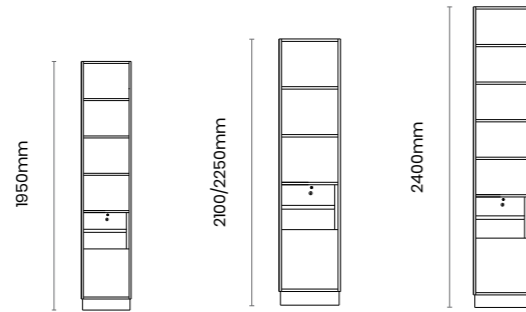
1-Door Internal 2

Depth	Available in 430mm and 580mm depth				
Width	400	450	500	550	600



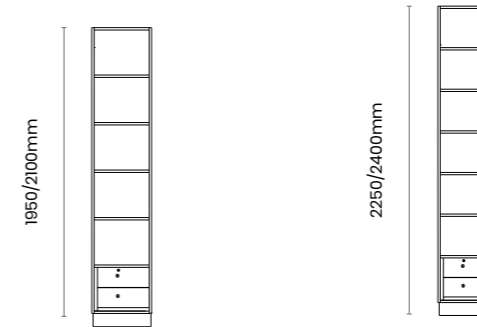
1-Door Internal 3

Depth	Available in 430mm and 580mm depth only				
Width	400	450	500	550	600



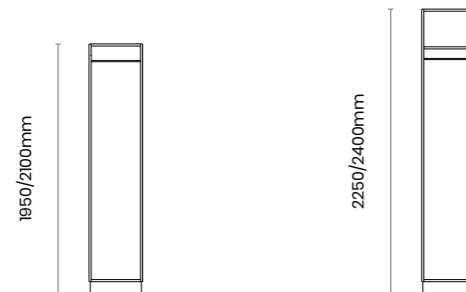
1-Door Internal 5

Depth	Available in 580mm depth only				
Width	400	450	500	550	600



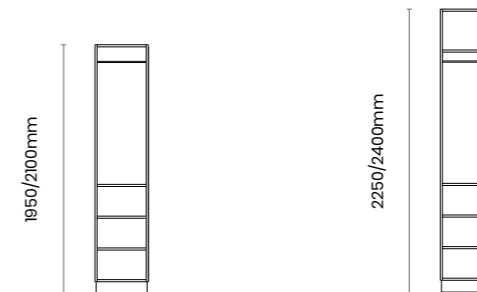
1-Door Internal 4

Depth	Available in 580mm depth only				
Width	800	900	1000	1100	1200



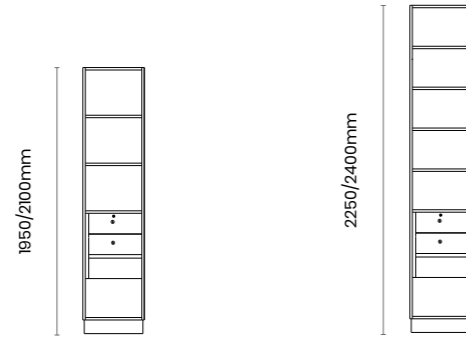
1-Door Internal 6

Depth	Available in 580mm depth only				
Width	400	450	500	550	600



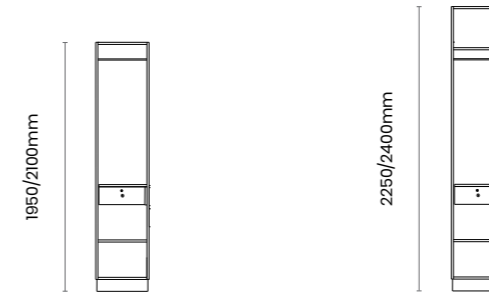
1-Door Internal 7

Depth	Available in 430mm and 580mm depth				
Width	400	450	500	550	600



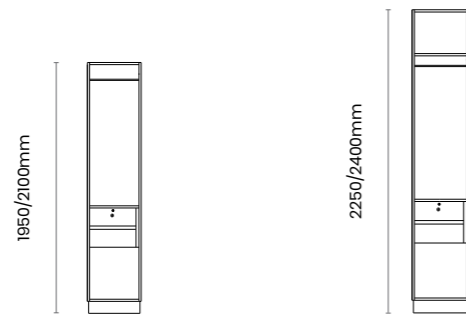
1-Door Internal 9

Depth	Available in 580mm depth only				
Width	400	450	500	550	600



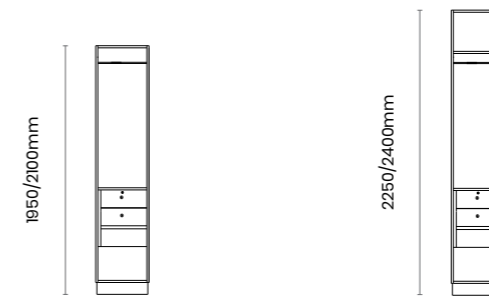
1-Door Internal 8

Depth	Available in 580mm depth only				
Width	400	450	500	550	600



1-Door Internal 10

Depth	Available in 580mm depth only				
Width	400	450	500	550	600



Double Door Hinge Carcass

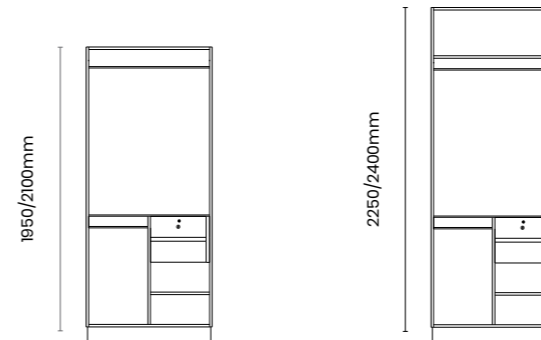


- 1. Height
- 2. Depth
- 3. Width

1. By default, the skirting colour or finish matches the finish of the carcass.
2. At an additional cost, the skirting colour can be matched to the shutter colour.
3. Following finishes are available for visible end panels:
 - a. Standard laminate matching to carcass internal finish. Kindly refer to page no. 80 for standard laminate finishes.
 - b. PU finish that matches the shutter finish is available at an additional cost. Kindly refer to page no. 108 for standard PU finishes.

2-Door Internal 1

Depth	Available in 430mm and 580mm depth				
Width	800	900	100	1100	1200



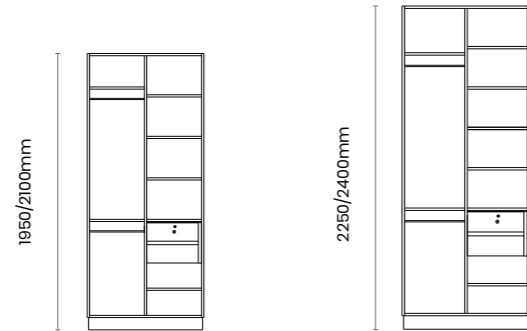
2-Door Internal 2

Depth	Available in 580mm depth only				
Width	800	900	100	1100	1200



2-Door Internal 3

Depth	Available in 430mm and 580mm depth				
Width	800	900	1000	1100	1200




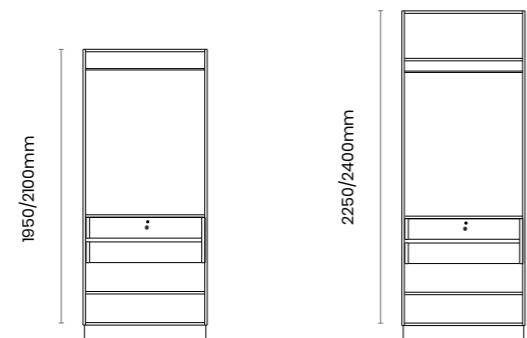
2-Door Internal 5

Depth	Available in 430mm and 580mm depth				
Width	800	900	1000	1100	1200



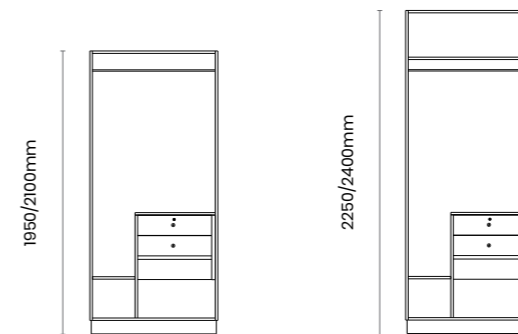
2-Door Internal 4

Depth	Available in 580mm depth only				
Width	800	900	1000	1100	1200



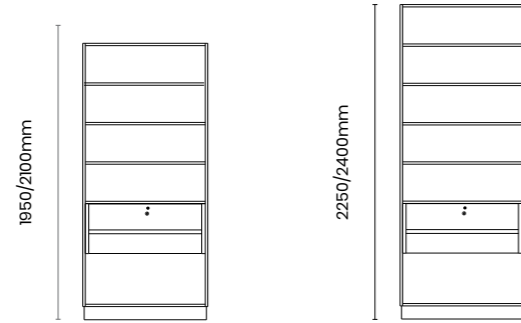
2-Door Internal 6

Depth	Available in 580mm depth only				
Width	800	900	1000	1100	1200



2-Door Internal 7

Depth	Available in 430mm and 580mm depth				
Width	800	900	1000	1100	1200



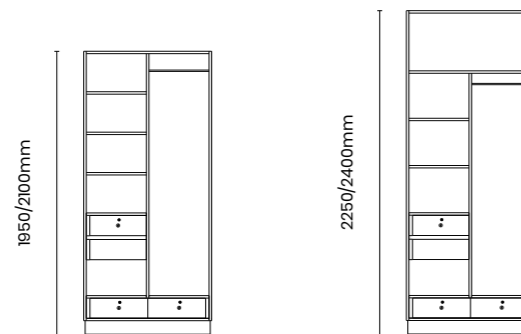
2-Door Internal 9

Depth	Available in 580mm depth only				
Width	800	900	1000	1100	1200



2-Door Internal 8

Depth	Available in 580mm depth only				
Width	800	900	1000	1100	1200



2-Door Internal 10

Depth	Available in 580mm depth only				
Width	800	900	1000	1100	1200



Double Door Sliding Carcass

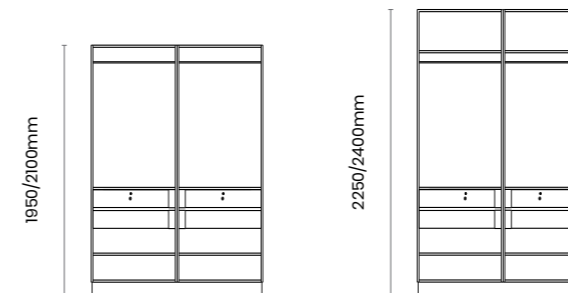


- 1. Height
- 2. Depth
- 3. Width

1. By default, the skirting colour or finish matches the finish of the carcass.
2. At an additional cost, the skirting colour can be matched to the shutter colour.
3. Following finishes are available for visible end panels:
 - a. Standard laminate matching to carcass internal finish. Kindly refer to page no. 80 for standard laminate finishes.
 - b. PU finish that matches the shutter finish is available at an additional cost. Kindly refer to page no. 108 for standard PU finishes.

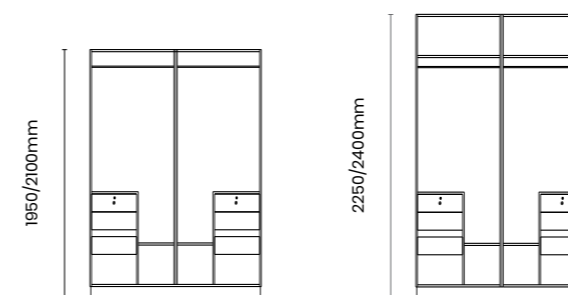
2-Door Internal 1

Depth	Available in 580mm depth only		
Width	1600	1800	2000



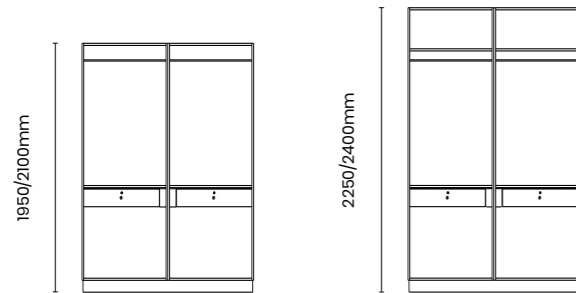
2-Door Internal 2

Depth	Available in 580mm depth only		
Width	1600	1800	2000



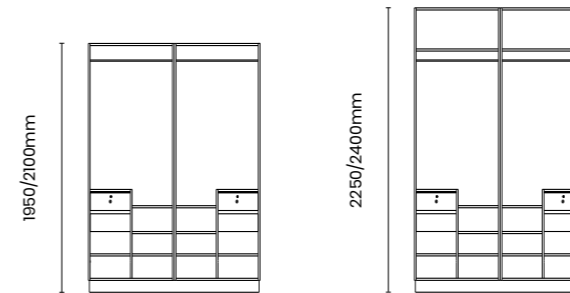
2-Door Internal 3

Depth	Available in 580mm depth only		
Width	1600	1800	2000



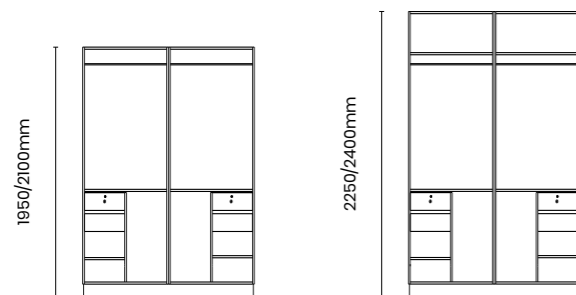
2-Door Internal 5

Depth	Available in 580mm depth only		
Width	1600	1800	2000



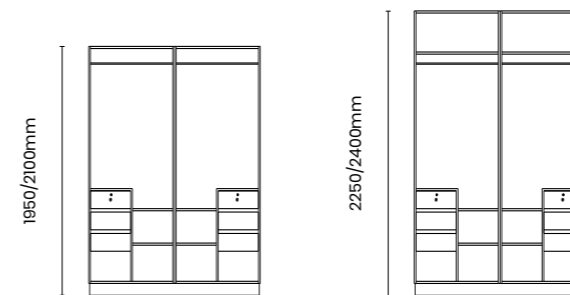
2-Door Internal 4

Depth	Available in 580mm depth only		
Width	1600	1800	2000



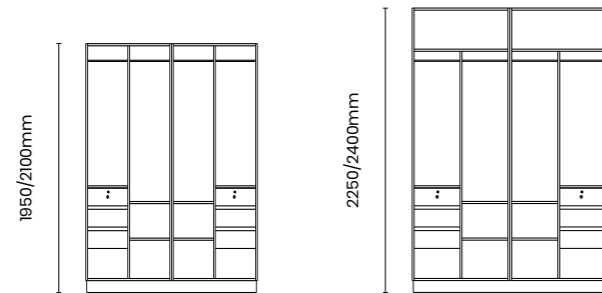
2-Door Internal 6

Depth	Available in 580mm depth only		
Width	1600	1800	2000



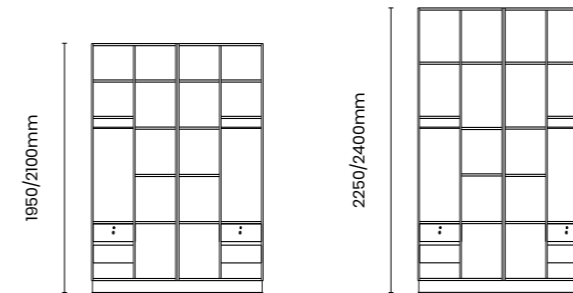
2-Door Internal 7

Depth	Available in 580mm depth only		
Width	1600	1800	2000



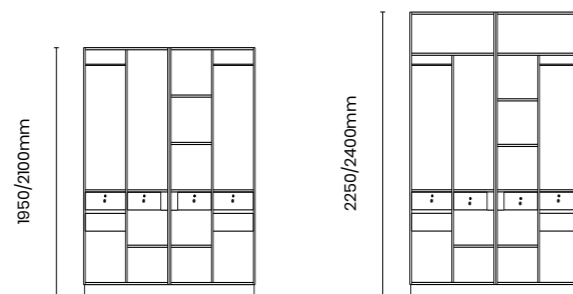
2-Door Internal 9

Depth	Available in 580mm depth only		
Width	1600	1800	2000



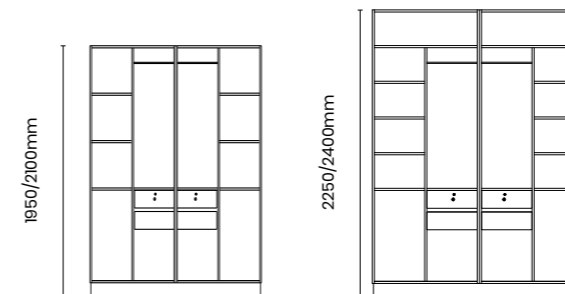
2-Door Internal 8

Depth	Available in 580mm depth only		
Width	1600	1800	2000



2-Door Internal 10

Depth	Available in 580mm depth only		
Width	1600	1800	2000



Triple Door Sliding Carcass



- 1. Height
- 2. Depth
- 3. Width

1. By default, the skirting colour or finish matches the finish of the carcass.
2. At an additional cost, the skirting colour can be matched to the shutter colour.
3. Following finishes are available for visible end panels:
 - a. Standard laminate matching to carcass internal finish. Kindly refer to page no. 80 for standard laminate finishes.
 - b. PU finish that matches the shutter finish is available at an additional cost. Kindly refer to page no. 108 for standard PU finishes.

3-Door Internal 1

Depth	Available in 580mm depth only		
Width	2400	2700	3000



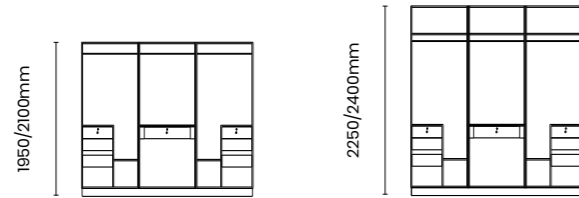
3-Door Internal 2

Depth	Available in 580mm depth only		
Width	2400	2700	3000



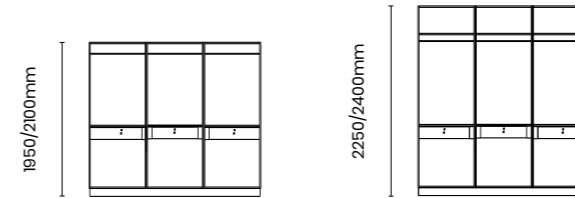
3-Door Internal 3

Depth	Available in 580mm depth only		
Width	2400	2700	3000



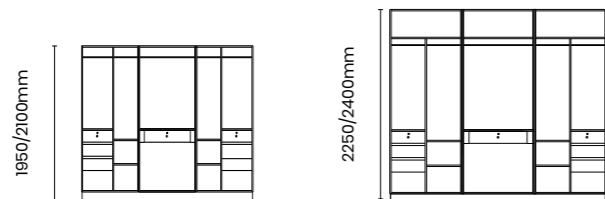
3-Door Internal 5

Depth	Available in 580mm depth only		
Width	2400	2700	3000



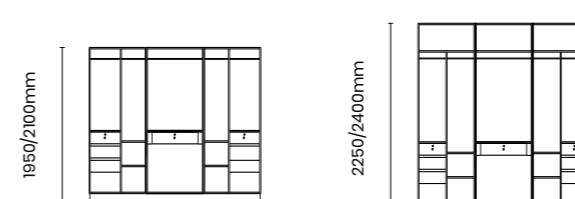
3-Door Internal 4

Depth	Available in 580mm depth only		
Width	2400	2700	3000



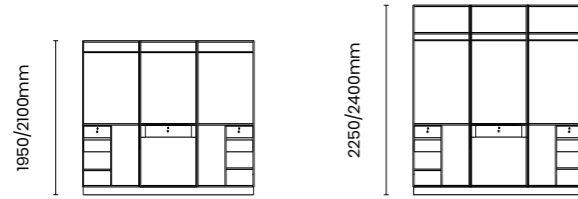
3-Door Internal 6

Depth	Available in 580mm depth only		
Width	2400	2700	3000



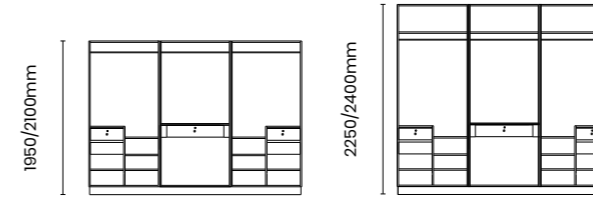
3-Door Internal 7

Depth	Available in 580mm depth only		
Width	2400	2700	3000



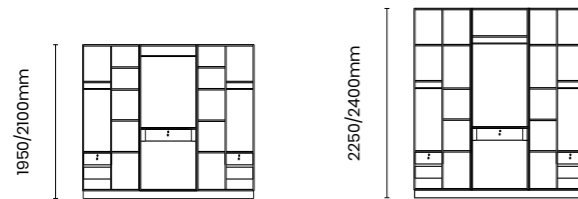
3-Door Internal 9

Depth	Available in 580mm depth only		
Width	2400	2700	3000



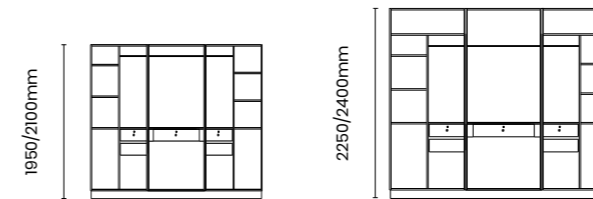
3-Door Internal 8

Depth	Available in 580mm depth only		
Width	2400	2700	3000



3-Door Internal 10

Depth	Available in 580mm depth only		
Width	2400	2700	3000



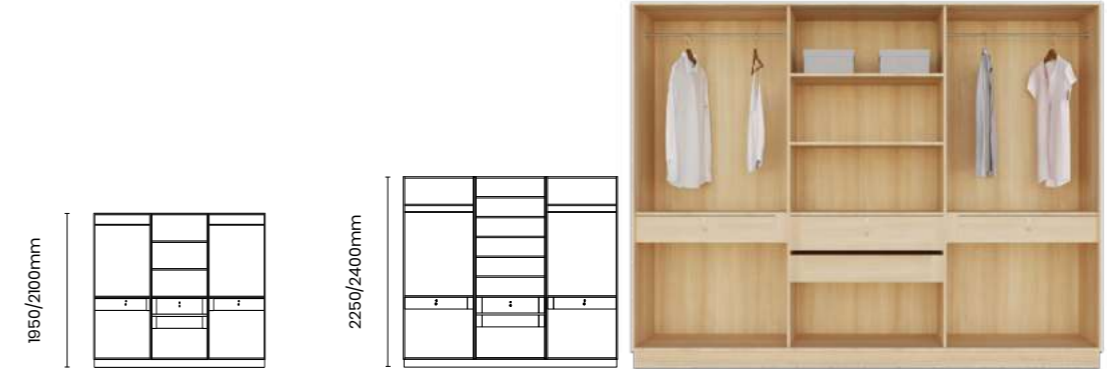
3-Door Internal 11

Depth	Available in 580mm depth only		
Width	2400	2700	3000



3-Door Internal 13

Depth	Available in 580mm depth only		
Width	2400	2700	3000



3-Door Internal 12

Depth	Available in 580mm depth only		
Width	2400	2700	3000



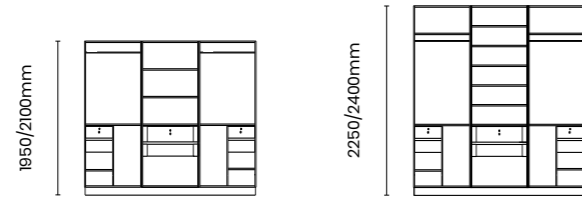
3-Door Internal 14

Depth	Available in 580mm depth only		
Width	2400	2700	3000



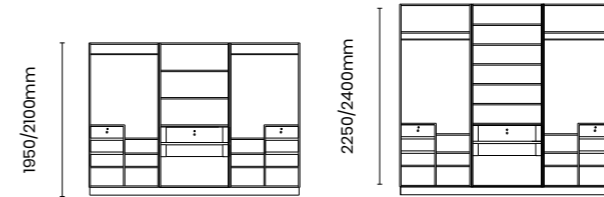
3-Door Internal 15

Depth	Available in 580mm depth only		
Width	2400	2700	3000



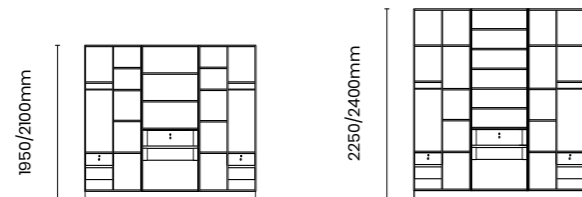
3-Door Internal 17

Depth	Available in 580mm depth only		
Width	2400	2700	3000



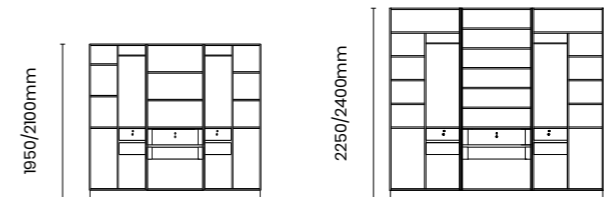
3-Door Internal 16

Depth	Available in 580mm depth only		
Width	2400	2700	3000



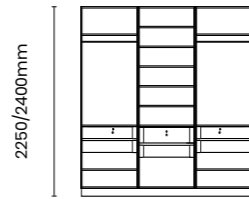
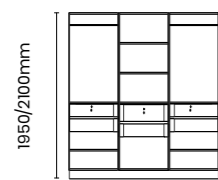
3-Door Internal 18

Depth	Available in 580mm depth only		
Width	2400	2700	3000



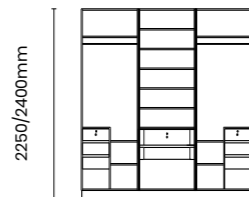
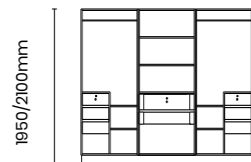
3-Door Internal 19

Depth	Available in 580mm depth only		
Width	2400	2700	3000



3-Door Internal 20

Depth	Available in 580mm depth only		
Width	2400	2700	3000



1. By default, the skirting colour or finish matches the finish of the carcass.
2. At an additional cost, the skirting colour can be matched to the shutter colour.
3. Following finishes are available for visible end panels:
 - a. Standard laminate matching to carcass internal finish. Kindly refer to page no. 80 for standard laminate finishes.
 - b. PU finish that matches the shutter finish is available at an additional cost. Kindly refer to page no. 108 for standard PU finishes.

Loft Specifications

A persistent issue for any homeowner is lack of organized storage space. Be it clothes, luggage or personal artefacts, sooner than later we seem to run out of space to store them. Wardrobe lofts are the perfect solution to this age old conundrum. Poised neatly above the wardrobe's main frame, they efficiently help us tuck away anything we do not need on a daily basis - old clothes, seasonal attires, spare beddings, elephantine suitcases and tidbits from our past.

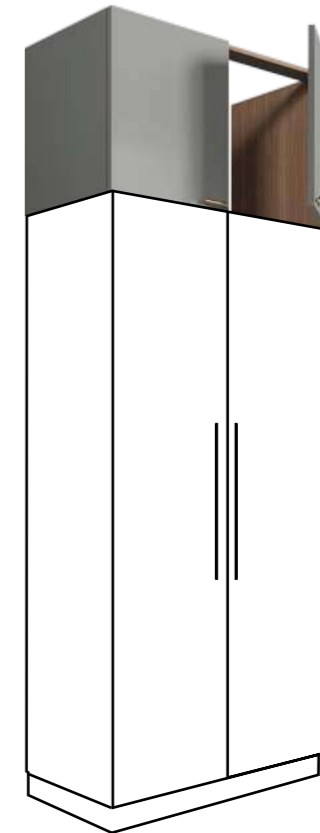
The Royale category offers modular wardrobes that can be fitted with lofts keeping in mind the personal storage needs as well as the dimensions of the rooms. Furnished in a range of finishes and fashioned from BWR plywood, every loft we make seamlessly matches the overall aesthetics of the wardrobe while adding to its functionality.

1. Height 2. Depth 3. Width

Loft with Box Construction



Loft with Frame Construction



"When the sides are exposed for Loft with Frame Construction, the depth of loft side panels will match the wardrobe depth"

Loft Specifications

Construction Technique

FRAMING CONSTRUCTION

Shutter Type		Height Variation		Width Variation		Shutter Thickness	Depth Variation
Single Shutter	(LH/RH)	300 - 1200	At 1mm Interval	400 - 600	At 1mm Interval	18mm	100mm
Double Shutter	(LH/RH)	301 - 1200	At 1mm Interval	800 - 1200	At 1mm Interval	25mm	100mm

Construction Technique

BOX CONSTRUCTION

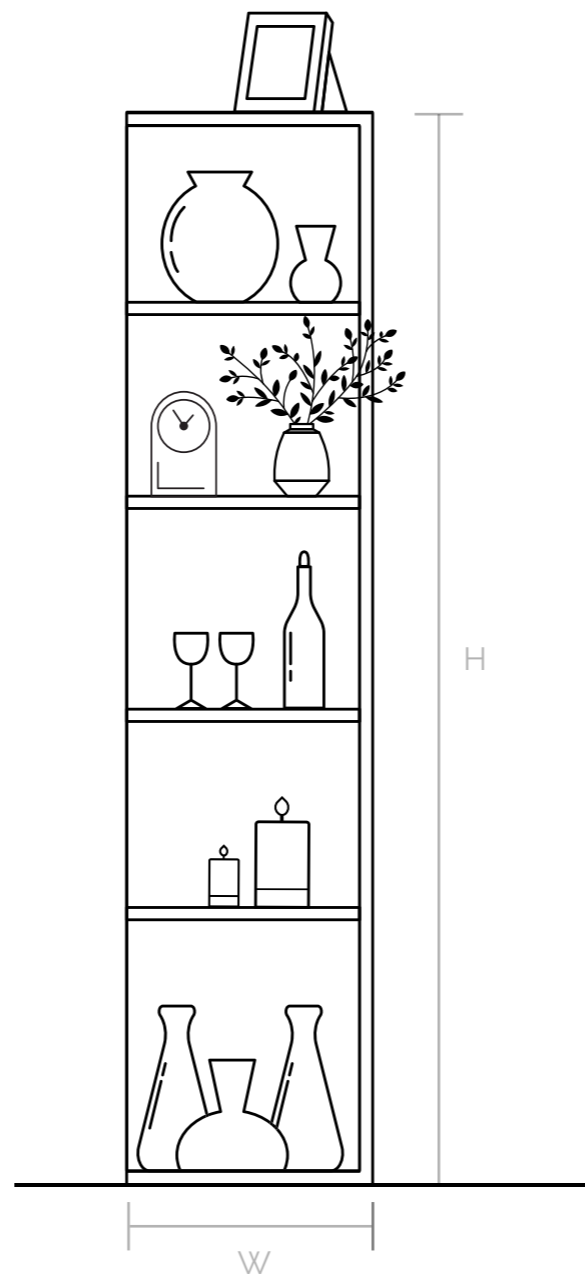
Shutter Type		Height Variation		Width Variation		Shutter Thickness	Depth Variation
Single Shutter	(LH/RH)	300 - 900	At 1mm Interval	400 - 600	At 1mm Interval	18mm	430 - 580 At 1mm Interval
Double Shutter	(LH/RH)	301 - 900	At 1mm Interval	800 - 1200	At 1mm Interval	25mm	830 - 580 At 1mm Interval

Add-on Modules

OPEN CORNER UNIT

Furnished with neatly buffered edges designed for safety, the corner unit with its two side openings brings the much needed accessibility to facilitate hassle free use while providing additional storage for articles one might need for daily use.






Dimension Detail (in mm)

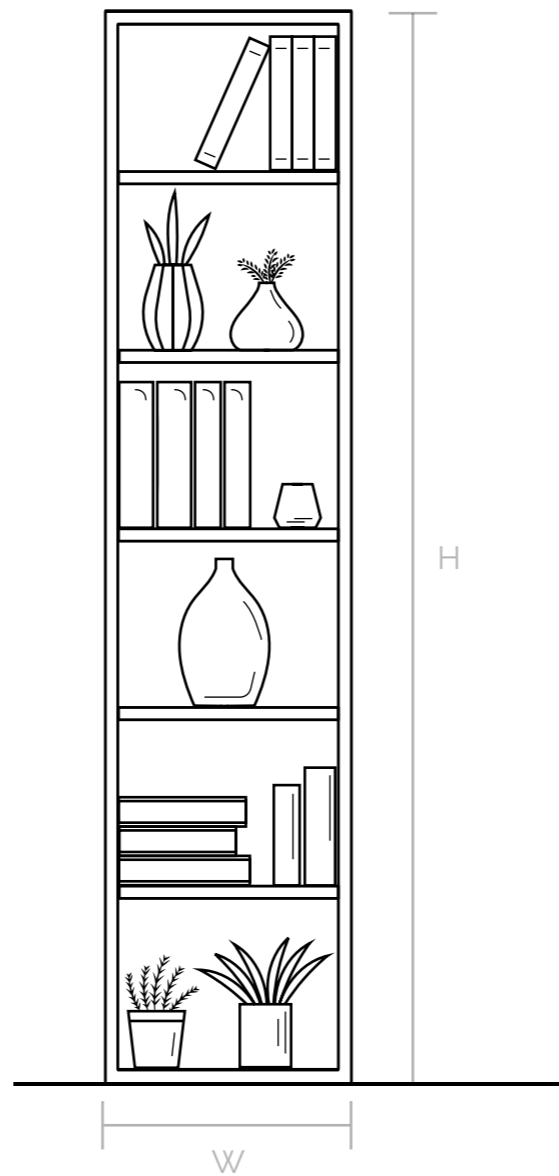
Width	400 - 600 at 50mm intervals			
Depth	450 - 600			
Height	1950	2100	2250	2400
Number of Shelves	5	5	6	7
Finishes	Interior White Hazel Cambric Tahiti Samao Teak Auburn Bristling Walnut			

Add-on Modules

OPEN UNIT

The open unit not only helps to break the monotony of the wardrobe's monolith body, but will also help to transform the interiors aesthetically, giving the homeowners additional space to put on display their collection of antiques, curios and family heirlooms.





Dimension Detail (in mm)


Width	400 - 600 at 50mm intervals			
Depth	450 - 600			
Height	1950	2100	2250	2400
Number of Shelves	5	5	6	7
Finishes	Interior White Hazel Cambric Tahiti Samao Teak Auburn Bristling Walnut			

Add-on Modules

DRESSER UNIT

A sleek alternative to walk-in closets, the dresser unit will be a perfect modular accoutrement with its two storage drawers providing more space to tuck in all the essentials one needs for getting ready.






Dimension Detail (in mm)

Width	800 - 1200 at 100mm intervals	
Depth	450	600
Height	2100	750
Handle	Extended drawer facia	
Finishes	Interior White Hazel Cambric Tahiti Samao Teak Auburn Bristling Walnut	

Add-on Accessories



Duo Lift 15

The Duo lift 15 comes with state-of-the-art telescopic width adjustment. Available both in plastic and steel with a dashing chrome veneer, the duo lift adds to the functionality of every Royale wardrobe helping people organize better.

Item Description

Duo Lift 10 (10Kg) Inside cabinet width 750-1170mm

Duo Lift 15 (15Kg) Inside cabinet width 750-1150mm

Duo Lift 18 (18Kg) Inside cabinet width 750-1150mm



Horizontal Shoe Rack

A perfect modular appendage to your wardrobe, the chrome plated horizontal rack will help the homeowner for easy storage and quick access for all your footwears.

Item Description

For 600mm cabinet width
with accessory plate

For 900mm cabinet width
with accessory plate



Cargo Trouser Pull Out

We understand how frustrating it can be to see your perfectly ironed out trouser pairs getting crumpled just because your wardrobe is all about shelving. The Trouser Pull Out is the perfect accompaniment to keep the creases on your trousers intact. Furnished with a handle on either side for easy access, the Trouser Pull Out is easy to mount, effortless to use and just the solution you need for all your trouser woes.

Item Description

Cargo trouser pull out
(W x H x D) - 536 x 500 x 120mm

Cargo trouser pull out
(W x H x D) - 836 x 500 x 120mm



Cargo Tie & Belt Pull Out Rack

Made from stainless steel wires with a premium chrome finish, the Tie & Belt Pull Out helps not only with the easy organization of your ties and belts, but also comes furnished with a tray to neatly tuck away additional accessories like watches, cufflinks and tie clips. The tie holders have been ergonomically designed and come with a non-slip element to make sure that your ties don't fall out.

Item Description

Cargo tie & belt pull out
(W x H x D) - 125 x 500 x 100 mm



Wardrobe tube & wardrobe tube support

Fashioned from high grade chrome plated steel, the Oval Wardrobe Rail allows for easy frictionless sliding of cloth hangers. Every oval rail undergoes rigorous testing to prevent bending under the weightage. Made from die-cast zinc and plated with nickel, the Cabinet Rail Supports, provides optimum support to the cabinet boards and protects the carcass against deformation and contortion in the long run.

Item Description

Oval Wardrobe Rail

- 2000mm in length
- Material 0.6mm thick
- Steel, high gloss, chrome-plated

Cabinet Rail Support

- Screw on type with 3 holes
- Hole spacing 32mm
- Zinc die-cast, nickel plated

Materials Galore

The Royale wardrobe category revolves around a simple adage - "Materials maketh the wardrobe." The collection brings to homeowners an eclectic array of material finishes including standard laminate offerings. Homeowners have the option to choose from a myriad of durable PU finishes, fabrics, a bevy of carefully curated wallpapers, luxury leatherette finishes, membrane finishes and cane finishes with boho overtones.

Browse through our materials collection and choose the ones that best fit your sensibilities and the aesthetics of your abode.



PU finishes



Beigerot Matt Pro



Beigerot HG



Cream Cacao
Matt Pro



Cream Cacao HG



Burnt Yellow
Matt Pro



Burnt Yellow HG



Cool Water
Matt Pro



Cool Water HG



Grey Green
Matt Pro




Grey Green HG



Jersey Grey
Matt Pro



Jersey Grey HG



Lava Grey
Matt Pro



Lava Grey HG



Tortora Wine
Matt Pro



Tortora Wine HG



Rhine Stone
Matt Pro



Rhine Stone HG



Steel Mesh
Matt Pro



Steel Mesh HG



Turquoise Ocean
Matt Pro



Turquoise Ocean
HG



Lavender Blush
Matt Pro



Lavender Blush
HG



Teal Dream
Matt Pro



Teal Dream HG


Fabric finishes




Wallpaper finishes




W210VO64F75



W150Z669S75



W191VF06B75




W079W003S75



W151Z71N75



W151Z736N75



W158XD52Y75



W158XE02Y75



W210VO27F75



W133X299B75

Membrane finishes



Leatherette finishes



Glass finishes



01 Frosted white glass



02 Plain brown tinted glass



03 Fluted brown tinted glass



04 Clear fluted glass

Natural cane



We give a 5 year warranty cover for shutter and an 8 year warranty cover for carcass.

If you have any ideas or questions, write to us at support@beautifulhomes.com or call us at 1800-209-5678

Connect with us on:



Copyright@2023 Asian Paints Limited

All rights reserved, no parts of this publication may be reproduced, distributed, or transmitted in any form or by any means, including photocopying, recording, or other electronic or mechanical methods, without the prior written permission of the publisher.

